

Modelling & Simulation (M&S) – Physics Based and Data Driven (V3)

Rotorcraft Structures Workshop

Wim Doeland
Senior Structures Expert
willem.doeland@easa.europa.eu

18th of February 2025

Your safety is our mission.

Disclaimer

The content of this presentation is for information purposes only. All information provided is of a general nature only and is not intended to address the circumstances of any particular project, individual or entity. Any time there is a conflict or discrepancy between the information provided in this presentation and information in an official regulation or EASA document, the latter prevails.

Despite every effort to ensure the accuracy of the information provided, it may contain occasional inadvertent inaccuracies or typographical errors. Any error brought to our attention (vtol@easa.europa.eu) will be promptly corrected. In no event shall EASA be liable for any incidental or consequential damages, even if EASA has been informed of the possibility thereof.

The content may be subject to changes at any time without prior notice. To the maximum extent permitted by law, EASA is not liable (whether in contract, negligence or otherwise) for any loss or damage arising from the use of these materials. The information contained in this presentation should not be construed as legal advice.

All presentation material and other information provided by or on behalf of EASA are furnished on an "as-is" basis, without warranty of any kind, whether express, implied, statutory or otherwise especially as to its quality, reliability, currency, accuracy or fitness for purpose.

Ownership of all copyright and other intellectual property rights contained within the EASA presentation material, including any documentation, data, technical information and know-how provided as part of the presentation, remain vested in EASA. Reproduction is authorised, provided the source is acknowledged, except where otherwise stated. All logos, copyrights, trademarks and registered trademarks in these presentations are the property of their respective owners.

easa.europa.eu/connect




Rotorcraft Structures Workshop 18-19 February 2025

Your safety is our mission.

An Agency of the European Union 

The main inspiration for this presentation....



How to learn to stop worrying
and embrace Modelling & Simulation...

....or: how can I trust computational models
and their results?



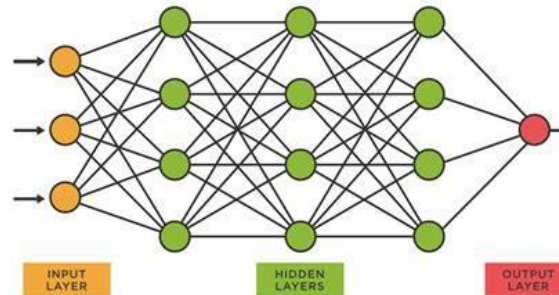
Contents

- Part I: Physics Based M&S
 - Background
 - “Certification by Analysis”
 - ASME VVUQ 90 Committee
 - Summary & Conclusions



Credibility

- Part II: Artificial Intelligence (AI) / Machine Learning (ML) – Data Driven M&S
 - Background
 - Example ML Application to Structures
 - Physics Based Models versus Data Driven ML Models
 - Main Lessons Learned (so far...)
 - Summary & Conclusions



Learning Assurance

Part I: Physics Based Modelling & Simulation (M&S)



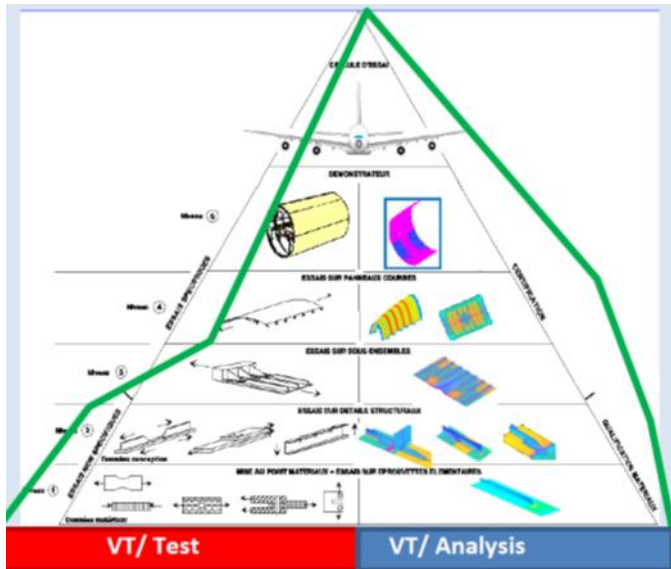
Your safety is our mission.

Background

- M&S presentation at Rotorcraft Structures Workshop in 2019:
 - <https://www.easa.europa.eu/en/newsroom-and-events/events/rotorcraft-structures-workshop-2019>
- What happened since 2019...?
 - Publication of **CM-S-014 “Modelling & Simulation – CS-25 Structural Certification Specifications”** for public consultation (July 2020)
 - Final version still pending – 2Q2025
 - Publication of **Industry White Paper** (July 2020) on Modelling & Simulation for (CS-25) Airframe Structures
 - Start of Industry/Authorities WG (September 2020)
 - Creation of **ASME VVUQ 90 committee** early 2023 – continuation of Industry/Authorities WG
 - Objective to develop VVUQ 90 ASME Standard “Airframe Structures Modeling & Simulation **Credibility Assurance Framework**”
 - Final version 3Q2025

Certification by Analysis (1/2)

- “**Certification by Analysis**” (CbA) or “**Virtual Certification**” - not very well defined
 - May give wrong impression all (strength, impact...) substantiations can be done by analysis
 - More objective term “Modelling & Simulation” (M&S) is generally preferred to CbA
- General understanding of CbA:
 - An increased reliance on M&S, often in combination with reduction (or re-definition) of the amount of physical testing



E.g. static strength, bird impact, fuel tank crashworthiness,...

M&S to determine critical case(s) to be tested

Perform test(s) and validate M&S model(s)

Substantiation based on validated M&S model(s)
(similarity, extrapolation,...)

Certification by Analysis (2/2)

- The main challenge: the iceberg called **Credibility**...



Typical focus
during
certification

Validation

Verification

Errors & Uncertainty Quantification

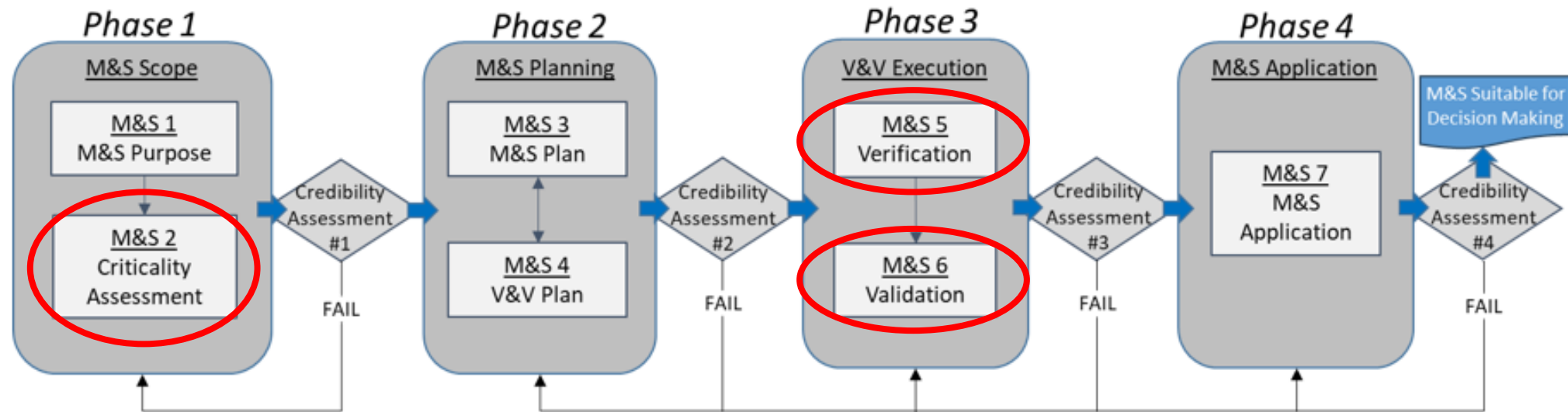
Hardware & Software Qualification

Data Governance

Experience

VVUQ 90: Airframe Structures M&S Credibility Assurance Framework (CAF)

- Credibility Assurance Framework (CAF):



- Main CAF elements discussed:

- Criticality Assessment
- Verification
- Validation (including Errors & Uncertainty Quantification)

VVUQ 90: Airframe Structures M&S Credibility Assurance Framework (CAF)

■ Criticality Assessment

	Criticality Level				
M&S Influence Level	1	LOW	MEDIUM	HIGH	HIGH
	2	LOW	MEDIUM	MEDIUM	HIGH
	3	LOW	LOW	MEDIUM	MEDIUM
	4	LOW	LOW	LOW	MEDIUM
		D	C	B	A
		Design Influence Level			

- **Low criticality** M&S applications do not require application of the CAF process, but applicants might benefit from applying it. Industry M&S best practices for V&V activities supported by applicant's demonstrated capabilities are sufficient to provide credibility to low criticality M&S applications.
- **Medium criticality** M&S applications are typically expected to apply the CAF process, but with commensurate levels of effort.
- **High criticality** applications are expected to apply the CAF process with significant levels of effort.

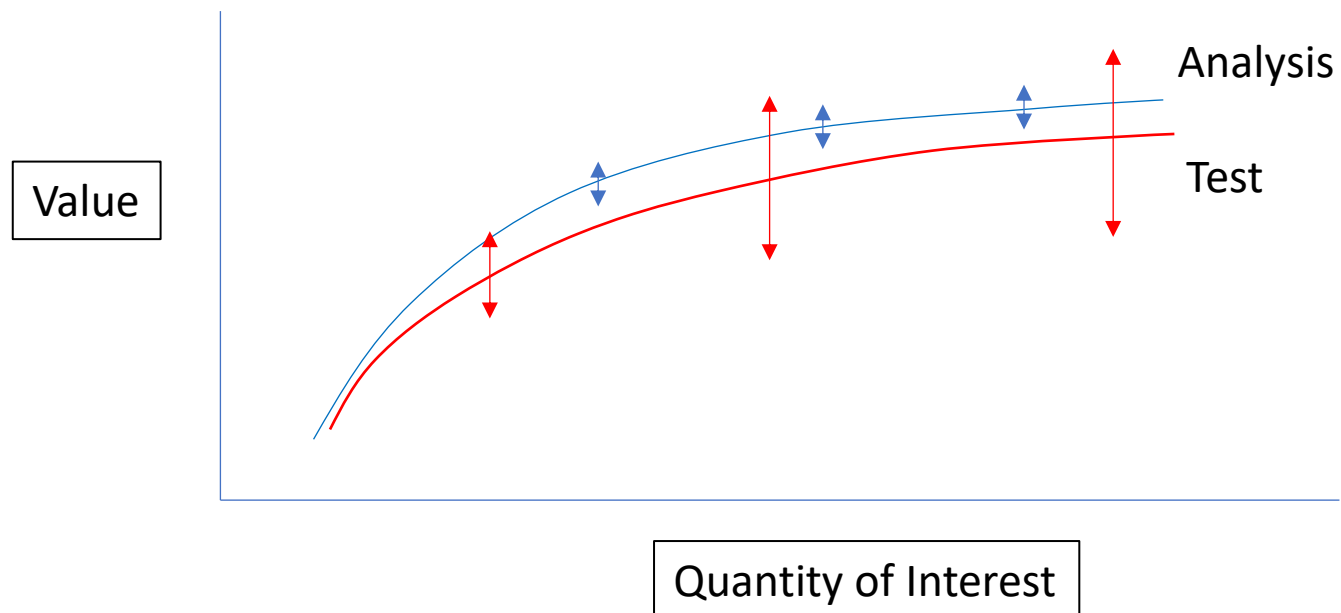
VVUQ 90: Airframe Structures M&S Credibility Assurance Framework (CAF)

- **Verification**
 - Verification is the process that establishes the mathematical correctness of the model (“did I build the model correctly?”)
- Main **verification checks**:
 - *Code verification (Hardware & Software Qualification)*
 - Software Quality Assurance (SQA): software errors and bugs
 - Numerical Algorithm Verification: correct implementation of the discretization and solution algorithms
 - Verify that all *model input data* are correctly defined, used and applied to the model
 - Geometry, materials, loads, boundary conditions,....
 - *Verification of the model*
 - Model quality checks (coordinate systems, units, mesh quality,..)
 - Numerical plausibility checks (unit gravity, strain energy,...)
 - *Calculation verification*
 - To assess compliance with the calculation accuracy requirements (mesh convergence,..)

VVUQ 90: Airframe Structures M&S Credibility Assurance Framework (CAF)

■ Validation

- Validation is the process of determining the degree to which a model represents the referent (test) data ("did I build the correct model?")
- Well established practice of comparing analysis results with test data
 - Except for **Uncertainty Quantification**, see next slide



VVUQ 90: Airframe Structures M&S Credibility Assurance Framework (CAF)

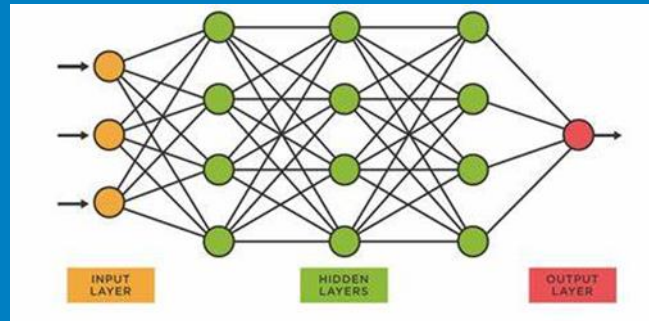
■ Errors & Uncertainty Quantification

- M&S process and referent (test) data are subject to errors and uncertainties
- These affect the accuracy of the analysis and test results, as well as the comparison (validation)
- Identification, minimization and quantification process is called Uncertainty Quantification (UQ)
- Various UQ methods exist, see e.g. ASME VVUQ 10 & 20 documents
- Require multiple simulation runs (from dozens to thousands) - prohibitive in industrial context
- Current practice mostly based on safety factors, conservative data and assumptions and “high quality” test data and simulations
- Today, UQ is one of the weak links in the credibility chain
 - Subject to on-going research activities

Summary & Conclusions (for Physics Based M&S)

- Interest from Industry to re-define balance between test data and M&S efforts
 - To reduce cost, development & certification time and test failure mitigation
- Requires more attention to all Credibility aspects
 - Historically focus on Validation aspects
- CM-S-014 & VVUQ 90 Standard are both providing guidance on the Credibility process for airframe (CS-25) applications
 - Principles applicable to other Products as well
 - Software Verification and Uncertainty Quantification remain weak links in VVUQ chain
 - Concern with new or less experienced applicants, or new M&S applications

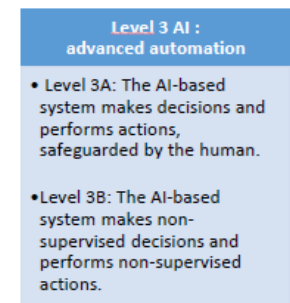

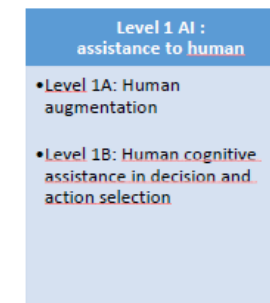

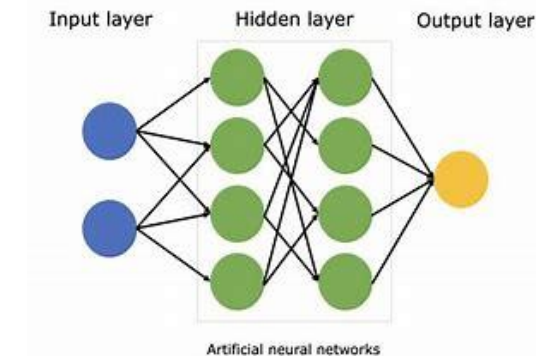
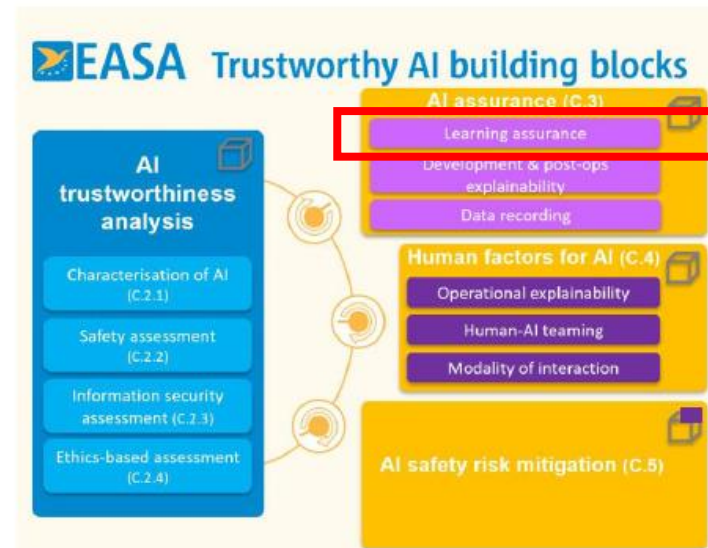
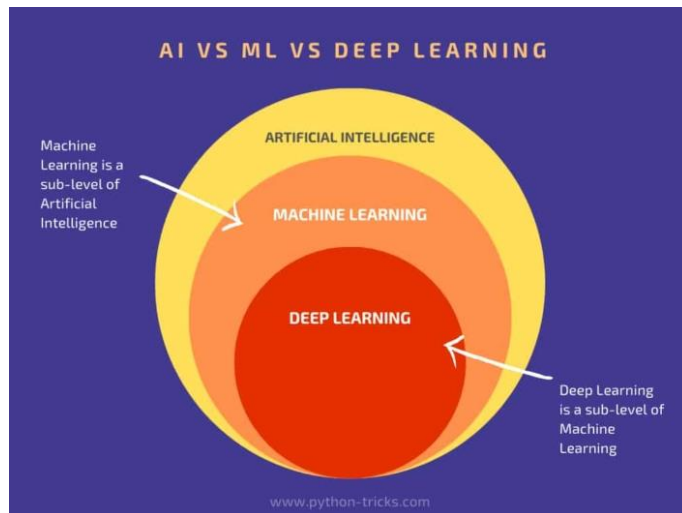
Artificial Intelligence (AI) / Machine Learning (ML) - Data Driven Modelling & Simulation (M&S)



Your safety is our mission.

Background (1/2)

- EASA Concept Paper on **Machine Learning** Applications (issue 2)
 - **Level 1 and Level 2** AI applications, but not covering Level 3 AI applications;
 - **Supervised learning**, but not other types of learning such as unsupervised or reinforcement learning;
 - **Off-line learning processes** where the model is 'frozen' at the time of approval, but not adaptive or online learning processes
 - Focus on **Decision Trees and Neural Networks**

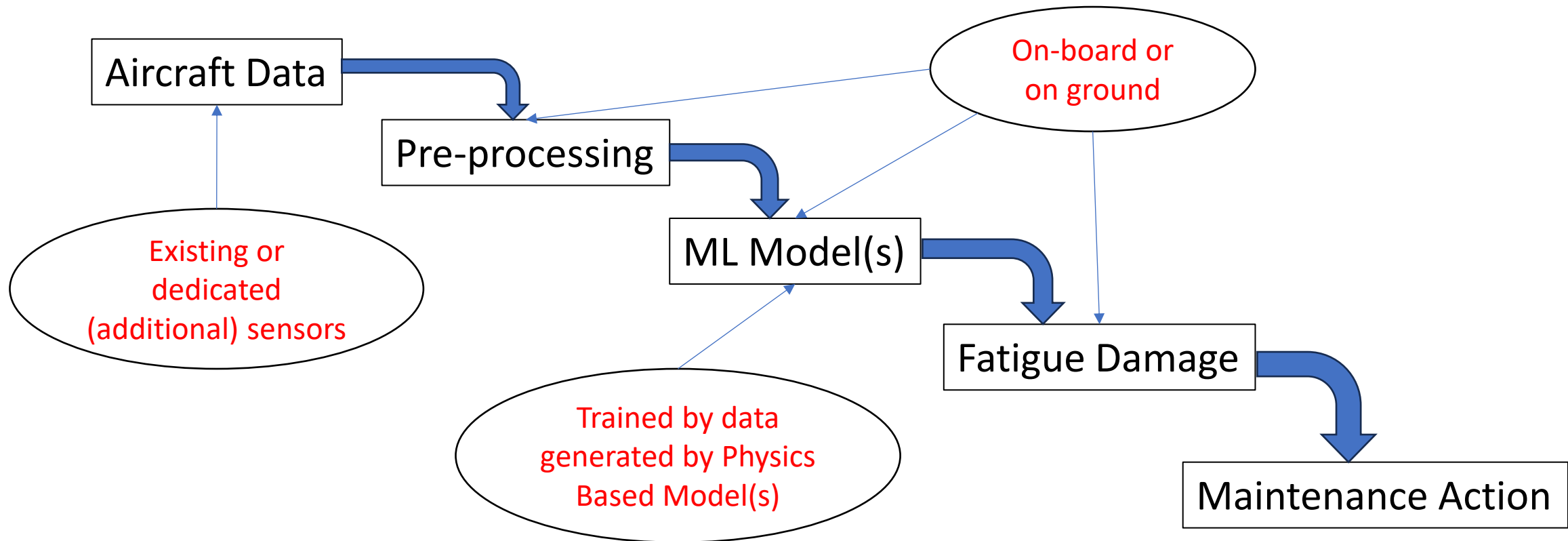


Background (2/2)

- Most aerospace activities on AI/ML tend to focus on systems assisting (or perhaps in the future replacing...) the flight crew in the performance of their tasks
- So far, application of AI/ML to Structures is relative limited
- EASA is involved in a number of projects with a number of applicants
 - Through Research & Innovation, Technical Advice Contract (TAC), DOA Extension of Scope,....
- These Structures applications are mostly characterized by:
 - Focus on stress, fatigue and loads
 - Use of **Surrogate ML** Models (NN/regression) to replace Physics Based Models
 - ML Models trained on data generated by Physics Based Models
 - Use of recorded aircraft data to support assessment of in-service events or to determine fatigue damage

Example ML Application to Structures

- Use of aircraft data to derive fatigue damage
 - Aircraft Health / Usage / Vibration Monitoring “with a ML twist”



Physics Based Models versus Data Driven ML Models

Physics Based M&S	Data Driven M&S
Credibility	Learning Assurance
Criticality assessment	Proportionality
Validation based on physical tests	Validation based on validation / test data
Verification <ul style="list-style-type: none">- Hardware & Software- Input Data- Model- Calculation / Solution	Verification <ul style="list-style-type: none">- Hardware & Software- Data Management- Validation based on validation / test data- (not so much)
UQ – deterministic (conservative methods and assumptions, high quality test data, safety factors,...)	UQ – probabilistic (bandwidth of results with probability of 99.5% with a confidence level of 95%)

Main Lessons Learned (so far...) with ML Models for Structures

- **Data management**
 - Crucial for credibility of final results
 - Requires “end-to-end” approach (from data acquisition to final result)
- **Verification, Validation and Uncertainty Quantification (VVUQ)**
 - Covered through application of EASA Concept Paper
 - Challenge to establish equivalent level of VVUQ between ML Surrogate models and Physics Based models
 - Lack of rigorous UQ process for Physics Based models
 - Different definition of accuracy (deterministic vs. probabilistic)
 - Errors and Uncertainties in ML models largely subject to research (methods and criteria)
- **Assurance Level (hardware, software, ML model)**
 - Challenge to assign appropriate assurance level and standards to be applied
 - Failure of ground-based ML model: Minor? Catastrophic? Determines assurance objectives to be met in EASA Concept Paper

Summary & Conclusions (for Data Driven M&S)

- Emerging applications of (Surrogate) ML models in structural applications
- Application of EASA Concept Paper on AI/ML
 - Issue 2 explicitly covers Surrogate ML models
 - Also covers Verification, Validation, Errors & Uncertainty Quantification
 - Note: For Maintenance Domain no safety assessment is required => but Instructions for Continued Airworthiness (ICA) is considered to be part of Initial Airworthiness
- Main challenges identified in:
 - Data management
 - Addressing VVUQ (methods and pass-fail criteria)
 - Defining appropriate Assurance Level(s) (in particular for ground based equipment)

The Future is Made Today...

Machine Learning

$$u^* = \operatorname{argmin}_{\mathbf{u}} \frac{1}{N} \sum_{i=1}^N L(\nu_i, y_i, \mathbf{u})$$

Differential Equation

$$\begin{cases} \frac{\partial v}{\partial t}(t, x) + \mathcal{N}[v](t, x) = 0, & (t, x) \in [0, T) \times \Omega, \\ v(\cdot, x)|_{x \in \partial\Omega} = v_{\partial\Omega}, \\ v(0, \cdot) = v_0. \end{cases}$$

Optimization

Physics-Informed Neural Networks

$$\begin{aligned} \theta^* = \operatorname{argmin}_{\theta} \quad & \frac{1}{N} \sum_{i=1}^N (u_{\theta}(t_i, x_i) - y_i)^2 \\ \text{s. t.} \quad & \frac{\partial u_{\theta}}{\partial t}(t, x) + \mathcal{N}[u_{\theta}](t, x) = 0, \quad (t, x) \in [0, T) \times \Omega. \end{aligned}$$

\Rightarrow Learning under constraint problem

Measurement error

Constraint





Join at
slido.com
#RSW2025



easa.europa.eu/connect



Rotorcraft Structures Workshop 18-19 February 2025

Your safety is our mission.

An Agency of the European Union 