

Flight Standards Directorate  
Air Operations Department

## **EU Ramp inspection programme Annual Report 2013 - 2017**

Aggregated Information Report  
(01 January 2013 to 31 December 2017)



## EU Ramp inspection programme Annual Report 2013 - 2017

Document ref.	Status	Date
	Final	17.04.2019
<b>Contact name and address for enquiries:</b>	European Union Aviation Safety Agency Flight Standards Directorate Postfach 10 12 53 50452 Köln Germany <a href="mailto:safa@easa.europa.eu">safa@easa.europa.eu</a>	
<b>Information on EASA is available at:</b>	<a href="http://www.easa.europa.eu">www.easa.europa.eu</a>	

<b>Report Distribution List:</b>	
<b>1</b>	European Commission, DG MOVE, E.4
<b>2</b>	Ramp inspection programme Participating States
<b>3</b>	EASA website

## Table of Contents

1	Executive summary .....	5
2	Development of the programme in the period 2013 – 2017 .....	6
2.1	Regulatory developments .....	6
2.2	Data regular analysis .....	7
2.3	International promotion .....	7
2.4	RAMP standardisation inspections .....	9
2.5	EASA centralised database .....	10
3	Areas of inspection .....	10
4	Main results of the Ramp Inspections .....	11
4.1	Inspection findings in general .....	11
4.2	Inspection findings and their categories .....	12
4.3	Historical overview .....	14
4.4	Inspection findings on a regional basis .....	15
4.5	Inspection findings related to checklist items .....	20
4.6	The top 4 significant and major inspection findings related to checklist items .....	20
5	Conclusions .....	21
	Appendix A – Data collection by Participating States 2013 - 2017 .....	22
	Appendix B – List of States/Territories of inspected operators .....	25
	Appendix C – Aircraft types inspected (by manufacturer) .....	32
	Appendix D – Operators inspected .....	39
	Appendix E – Results (findings & inspections) per inspection item .....	110
	Appendix E.1 – Inspection items concerning flight deck .....	112
	E.1.1 – A23 - Defect notification and rectification .....	113
	E.1.2 – A13 - Flight preparation .....	113
	E.1.3 – A04 - Manuals .....	113
	E.1.4 – A01 - General condition .....	113
	Appendix E.2 – Inspection items concerning cabin safety .....	114
	E.2.1 – B01 - General internal condition .....	114
	E.2.2 – B12 - Access to emergency exits .....	114
	E.2.3 – B07 - Emergency exits, lighting and marking, torches .....	114
	E.2.4 – B03 - First aid kit/emergency medical kit .....	115
	Appendix E.3 – Inspection items concerning aircraft condition .....	116
	E.3.1 – C01 - General external condition .....	116
	E.3.2 – C07 - Powerplant and pylon .....	116
	E.3.3 – C02 - Door and hatches .....	117

E.3.4 – C04 - Wheels, tyres and brakes .....	117
Appendix E.4/5 – Inspection items concerning cargo and general .....	118
E.4.1 – D03 - Cargo stowage.....	118
E.4.2 – D01 - General condition of cargo compartment .....	118
E.4.3 – D02 - Dangerous goods.....	118
E.4.4 – E01 - General .....	118

## 1 Executive summary

This report is issued pursuant to Commission Regulation (EU) No 965/2012 of 5 October 2012, Annex II [PART-ARO], SECTION II - SUBPART RAMP, and specifically:

### **ARO.RAMP.155 Annual report**

*“The Agency shall prepare and submit to the Commission an annual report on the ramp inspection system containing at least the following information:*

- (a) status of the progress of the system;*
- (b) status of the inspections performed in the year;*
- (c) analysis of the inspection results with the indication of the categories of findings;*
- (d) actions taken during the year;*
- (e) proposals for further improving the ramp inspection system, and*
- (f) annexes containing lists of inspections sorted out by State of operation, type of aircraft, operator and ratios per item.”*

### **ARO.RAMP.160 Information to the public and protection of information**

*(b) “The Agency shall publish an aggregated information report that shall be available to the public containing the analysis of the information received in accordance with ARO.RAMP.145. The report shall be simple and easy to understand, and the source of the information shall be de-identified.”*

Ramp inspections provide for a general indication of the safety of an operator; however, no full picture can be obtained on the safety of any particular aircraft or operator. Certain aspects are difficult to assess during a ramp inspection, mainly due to the limited time and information available.

Nevertheless, the information gained through the EU Ramp Inspection Programme (hereafter referred to as the “Programme”) is an important element in the oversight performed by the responsible Aviation Authority (State of Operator, State of Registry and State of Licensing), as the findings raised:

- Contribute to the safe operation of the aircraft inspected, by requiring that corrective actions are taken as appropriate, including immediately prior to any further operations; and
- Help authorities in identifying negative safety trends, whereby numerous and/or recurring findings concerning a particular operator may indicate systemic issues with regard to both the operator’s management system and the oversight exercised by its competent authority.

This report covers five years (2013 to 2017) as the implementation of Regulation 965/2012 had a significant impact on the Agency’s data analysis processes. This required a re-organisation of the Ramp inspections database features that affected the capability of the Agency to retrieve comparable data, and consequently to deliver consistent aggregated information. Therefore, although this report is covering the entire period from 2013 to 2017, the continuity of the data analysis can be ensured only for the years from 2015 to 2017. From 2018 onwards the report will be published again on an yearly basis, as mandated by ARO.RAMP.160(b).

The report concludes that in 2017 the Programme has reached a mature level of implementation, with good synergy among all stakeholders. In general, the 48 States participating to the Programme have adequately performed the planned inspections, ensuring a sufficient coverage of foreign operators. In the five-year timeframe, the average number of findings per inspection has gradually decreased, showing sign of increased safety awareness from both operators and authorities, the latter focusing more on safety-significant non-compliances.

## 2 Development of the programme in the period 2013 – 2017

### 2.1 Regulatory developments

- 2013 was the first complete year in which Version 2.0 of the EASA Guidance Material on the performance of SAFA ramp inspection was applicable, after its entry into force in 2012.
- On 28 October 2014, according to the opt-out provision unanimously adopted by the PS, the following regulatory and procedural documentation became applicable:
  - Commission Regulation (EU) No 965/2012 of 5 October 2012 (R965/2012);
  - AMC & GM to PART-ARO, Consolidated version – Issue 3 of 28 July 2014, and
  - Inspection Instructions (Pre-Described Findings - PDFs) INST.RI.01/001 of 17/09/2014.

This new regulatory framework introduced significant changes in the ramp inspection domain; among these, the most important affecting the overall Programme were:

- Reduction from 12 to 11 of the aircraft condition inspection items;
  - The inclusion of Community aircraft and aircraft of a maximum take-off mass of less than 5,700 kg not engaged in commercial air transport in the scope of ramp inspections, removing the limitations set by SAFA Directive 2004/36. Specifically, Article 4 of R965/2012 provides legal basis to extend the applicability of the ramp inspections not only to third country operators (SAFA inspections), but also to aircraft of operators under the oversight of another Member State (SACA inspections);
  - The distinction between EASA operators, which are assessed against the EU Standards when inspected by an EASA PS, and the Third Country Operators (TCO), which are assessed against the ICAO Standards. When inspected in a non-EASA PS, annual EASA operators are assessed against ICAO Standards;
  - The establishment of an annual number of inspection points to be reached by every PS through the establishment of an annual programme for the performance of ramp inspections. To this purpose, a dedicated coefficient is assigned to the different conditions under which a ramp inspection may be performed (e.g.: additional value if inspections are carried out during inconvenient time, and/or in airports distant from the location of the office of employment, and/or on prioritised operators, and/or on a new operator, etc.), with the aim to encourage PS to implement a thorough risk based annual programme;
  - The revision of the requirements applicable to ramp/senior ramp inspectors as a starting point toward more flexible qualification/recent experience/re-qualification management processes;
  - The approval of RITO;
- In 2015, the amended Inspection Instructions (PDFs) INST.RI.01/002 of 18/11/2015 entered into force, introducing new requirements and changes in areas such as TCAS (7.1), pilot's age limitations and Personal Breathing Equipment - PBE;
  - In 2017, Amendment 6 of the AMC & GM to PART-ARO – Issue 3, entered into force through ED Decision 2017/006/R of 28 March 2017, introducing more flexibility in the qualification and recent requirements to both ramp/senior ramp inspectors.  
The “System Wide Coordination” project was launched (applicable to EASA States) to address operators over- and under-inspection.

## 2.2 Data regular analysis

The database regular analysis has continued during the period from 2013 to 2017. In this period, the analysis was conducted three times per year (coordinated with the Air Safety Committee meetings schedule for the update of the EU Safety List).

The regular analysis has the aim to identify safety concerns and worrying trends that should be addressed before they become a threat to the safety of international aviation. The methodology was constantly refined and enhanced to maximise the use of the available ramp inspections data and leads to advices to the PS, the European Commission and the Agency on coordinated follow-up actions.

## 2.3 International promotion

In the period from 2013 to 2017, EASA continued to promote internationally the Programme, which became a reference for establishing similar inspection programmes. EASA has been continuously engaging in negotiations with key aviation authorities around the world, aiming at enlarging the participation in the Programme while maintaining a high level of standardisation and harmonisation. At the end of 2017, the Programme listed 47 PS from Europe, Africa, Asia and North America<sup>1</sup>.

At international level, EASA has three primary tools to promote and improve the proper understanding and implementation of the Programme.

The first is the regular Ramp Inspection Coordination and Standardisation – RICS meeting (formerly called European SAFA Steering Group - ESSG), currently held twice per year, in which EASA and the participating CAs discuss coordination and standardisation aspects of the Programme, including the set-up of trials to collect feedback on new Programme initiatives. The RICS provides the CAs with the opportunity to flag their issues in the implementation of the Programme as well as the challenges they have encountered in the performance of actual ramp inspections. CAs have also the possibility to share their experience and to present topics that could be of interest to all attendees.

The second is the Regulators and Industry Forum, usually held in conjunction with one of the RICS. It is the event where EASA, CAs and industry representatives (aviation associations, air operators, manufactures and RITOs) have the opportunity to enhance a constructive dialog on the latest developments, revised procedures, ramp inspection results and Programme evolution by means of presentations and open discussions.

The European Commission and Eurocontrol are regularly invited to participate in both RICS meetings and Forums.

The third is the Workshop, normally held to provide SAFA National Coordinators, Ramp inspectors and RITOs' instructors with updates on the most notable changes to the RAMP procedures as well as to present important harmonisation issues. Workshops are also organised at the request of interested authorities to increase their understanding of the Programme.

### **2013**

---

<sup>1</sup> Albania, Armenia, Austria, Belgium, Bosnia and Herzegovina, Bulgaria, Canada, Croatia, Cyprus, Czech Republic, Denmark, Estonia, Finland, France, Georgia, Germany, Greece, Hungary, Iceland, Ireland, Israel, Italy, Latvia, Lithuania, Luxembourg, Malta, Moldova, Monaco, Montenegro, Morocco, Netherlands, Norway, Poland, Portugal, Romania, Serbia, Singapore, Slovak Republic, Slovenia, Spain, Sweden, Switzerland, North Macedonia, Turkey, Ukraine, United Arab Emirates and United Kingdom.

Three ESSG (-18, -19 and -20) meetings were hosted by Spain (February), Czech Republic (June) and Switzerland (October). At the end of ESSG-20, the 3rd Regulatory and Industry Forum was held.

Three workshops have been organised: in Singapore (January) with international participation from both aviation authorities and air operators, in Beijing (July) with the participation of the Chinese authority and in Cologne (December).

Canada, Singapore and United Arab Emirates concluded Working Arrangements (WA) with EASA in order to become PS. The three States entered into the “candidate State” phase, during which they have built up their system before being granted with the full membership status.

In accordance with the WA signed in 2011, Morocco underwent an EASA standardisation inspection and became full member of the Programme.

### **2014**

Three ESSG (-21, -22 and -23) meetings were hosted by Romania (March), Norway (June) and EASA (October). At the end of ESSG-23, the 4th Regulatory and Industry Forum was held.

A strategy was developed for the gradual expansion of the Programme by including key strategic partners from various geographical regions of the World.

The dialogue with the airline industry was further strengthened and tangible steps were implemented for the exchange of data collected by EASA (SAFA data) and IATA (IOSA data), as foreseen in the Memorandum of Understanding signed by the two parties in 2012.

Two workshops have been organised in Cologne (February and September). The latter provided the participants with a thorough review of the changes to the Programme following the implementation of the requirements established by the new regulatory framework of R965/2012.

In accordance with the WA signed in 2013, United Arab Emirates underwent an EASA standardisation inspection and became full member of the Programme.

### **2015**

Two RICS (-01 and -02) meetings were hosted by Poland (April) and Belgium (October).

Israel concluded a WA with EASA in order to join the Programme.

In accordance with the WAs signed in 2013, Canada and Singapore underwent an EASA standardisation inspection and became full member of the Programme.

### **2016**

Two RICS (-03 and -04) meetings were hosted by United Kingdom (April) and EASA (September). At the end of RICS-04, the 5th Regulatory and Industry Forum was held.

In accordance with the WA signed in 2015, Israel underwent an EASA standardisation inspection and became full member of the Programme.

### **2017**

Two RICS (-05 and -06) meetings were hosted by The Netherlands (March) and EASA (September). At the end of RICS-06, the 6th Regulatory and Industry Forum was held.



Australia concluded a WA with EASA in order to become Programme full member.

## 2.4 RAMP standardisation inspections

Given the collective nature of the Programme, it is extremely important that all inspections are performed in a standardised manner within all the PS.

During the 2013 – 2017 period, EASA has pursued its standardisation programme whereby all PS were audited in order to verify the implementation of the applicable regulatory framework. Until 27 October 2014, standardisation inspections were carried out in accordance with the same working methods employed by EASA for standardisation visits dealing with other aviation safety domains, namely those contained in Commission Regulation No 736/2006 of 16 May 2006.

As of 28 October 2014, in conjunction with the applicability of R965/2012, standardisation inspections have been carried out according to the working methods established in Commission Implementing Regulation (EC) No 628/2013 of 28 June 2013.

### **2013**

Thirteen inspections were performed in Cyprus, Hungary, Moldova, Bosnia & Herzegovina, Morocco, Estonia, Finland, Slovak Republic, Georgia, Montenegro, Slovenia, Czech Republic and Denmark. The second inspection of Azerbaijan was planned in September but it didn't take place following information from the CAA-AZ that it would not be ready for such assessment for the entire year.

### **2014**

Fourteen inspections were performed in North Macedonia, Belgium, United Arab Emirates, Portugal, Austria, Ireland, Armenia, Iceland, France, Serbia, Latvia, Croatia, Malta and Turkey. The planned inspection of Ukraine was postponed to 2015.

In January, the WA in force with Azerbaijan since 2006 was terminated by EASA based on the inability of the CAA-AZ to close the findings raised during the standardisation inspection performed in 2011 and on the failure to ratify the new WA presented in 2013.

Since the applicability of R965/2012, standardisation activities started to take into account continuous monitoring principles, which allow for a more performance-based planning and a more frequent engagement with the PS. Particular attention is given to the new States joining the Programme, in order to verify the quality of their contribution and identify any reliability issues at an early stage.

### **2015**

Twelve inspections were performed in Morocco, Bulgaria, Singapore, Greece, Ukraine, Romania, Albania, Norway, Canada, The Netherlands, Italy and United Kingdom.

### **2016**

Thirteen inspections were performed in Estonia, Denmark, Poland, Spain, Lithuania, Luxembourg, Portugal, North Macedonia, Switzerland, Germany, Sweden and Bosnia & Herzegovina.

### **2017**

Eleven inspections were performed in Cyprus, Croatia, Hungary, Finland, Slovenia, Greece, Georgia, Czech Republic, Norway, Bulgaria and Portugal.

## 2.5 EASA centralised database

In the period from 2013 to 2017, the main change to the centralised database was a modification that allowed the management of the reduced number of “C” inspection items (electronic ramp inspection report form) and the related functions for the regular analysis and data retrieval.

Considering the highly sensitive content of the information stored in the database, EASA also strived to continuously improve its resistance to the cyber-attacks which represent a constant challenge to the guarantee of the data protection.

## 3 Areas of inspection

According to the R965/2012, aircraft suspected of non-compliance with the applicable requirements (either international safety standards or EU standards) have to be inspected by the PS. Furthermore, in the absence of any suspicion, ramp inspections (formerly called spot-checks) may be carried out using a dedicated procedure.

PS may decide to focus their inspections, basing their assessment on recommendations issued by the European Commission or national policies and priorities. These recommendations can stem from an analysis of the centralised database or on the results of past inspections.

There are five areas on which the inspections can be focused:

- (1) Specific State of Operator (checking operators from a particular State);
- (2) Specific aircraft type;
- (3) Specific nature of operations (scheduled, non-scheduled, cargo, etc.);
- (4) Specific third country operator;
- (5) Specific aircraft identified by its individual registration mark.

Appendixes B, C and D list the States of Operator, aircraft types and operators inspected during the period 2013 – 2017. They highlight the wide coverage of the Programme and its non-discriminatory application.

The smooth operation of the Programme can also be illustrated by tables below, which aggregate the information in the Appendixes and provide an overview of activities.

**Table 1: Operation of the Programme during 2013 - 2017**

Number of:	2013	2014	2015	2016	2017
Inspections	11,795	11,761	12,166	12,489	13,046
States of inspections	40	43	44	46	46
Aerodromes of inspections	344	358	354	364	360
Aircraft inspected	6,554	6,554	6,791	7,218	7,594
Operators inspected	1,074	1,087	1,068	1,254	1,326
State of Operator inspected	142	138	142	147	148
Aircraft types inspected	209	218	227	230	242

From Table 1, the overall increase of the values through the years can be observed, the main reason being the constant increase of the air traffic and the expansion of the Programme outside the EU borders.

From Table 2, it appears that the absolute number of inspections in the period from 2013 to 2017 is higher for the EASA operators than for the non-EASA ones. However, considering that the volume of traffic from the EASA operators is significantly higher than the traffic from the non-EASA operators, in relative terms non-EASA operators are inspected almost 3 times more than the EASA ones: the **ratio between the number of flights and number of inspections** is about **0.17 per the EASA operators** against a **0.49 for the others**. As an example of the different exposure, in 2017 there were 5,484,289 landings in the EASA States, of which just 1,230,860 were relevant to TCO traffic. As an average, it may be calculated that EASA operators are called for about 75% of the traffic within the EASA States.

**Table 2: Inspections on EASA and non-EASA operators**

	Inspections on EASA Operators	Inspections on non-EASA Operators
2013	6393	5402
Percentage	54.2	45.8
2014	6188	5573
Percentage	52.6	47.4
2015	6507	5659
Percentage	53.5	46.5
2016	6766	5723
Percentage	54.2	45.8
2017	7020	6026
Percentage	53.8	46.2

In the reference period, the analysis has also shown a further strengthening of the safety-risks-based approach in the performance of the ramp inspections by all PS.

## 4 Main results of the Ramp Inspections

### 4.1 Inspection findings in general

A first starting point regarding the findings, which are deviations from ICAO or EU Standards as applicable, is the quantitative approach. This compares the total number of findings (F) to the total number of inspections (I) and the inspected items (II).

During the inspection, a checklist is used, which comprises of a total of 53 different inspection items (until 28 October 2014, the number of inspection items was 54). In the majority of cases, not all items are checked during an inspection because the time between the arrival of the aircraft and its departure is not sufficient to perform a complete inspection. Therefore, the relationship between the total number of findings and the total number of inspected items might give a better understanding rather than a ratio based merely on the number of inspections. The results are presented in Table 3 below.

It should be noted that the data analysis in the reference period is affected by the change in the number of the inspection items from 54 to 53 occurred in October 2014. Consequently, neither 2013 is comparable to 2014 nor 2014 is comparable to 2015 and subsequent years.

**Table 3: Overview on Ramp findings and Ramp inspected items**

	2013	2014	2015	2016	2017
<b>Total Inspections (I)</b>	11,795	11,761	12,166	12,489	13,046
<b>Total Inspected Items (II)</b>	467,434	376,659	499,186	525,193	558,653
<b>Total Findings (F)</b>	8,948	8,846	7,662	7,727	7,773
<b>Average no. of inspected items during an inspection</b>	40.0	41.0	41.5	42.1	42.5
<b>Findings/Inspections (F/I)</b>	0.77	0.76	0.64	0.62	0.59
<b>Findings/Inspected Items (F/II)</b>	0,020	0.018	0.015	0.015	0.014

Even though 2014 represents a data breaking point, from Table 3 it can be observed a general improvement of the performance indicators. Despite the increase of the inspections and the consequent higher number of inspected items, there was a constant decrease of both findings per inspection (-3 and -5% from 2015 – 2016 and 2016 – 2017 respectively) and findings per inspected items (-7% from 2016 to 2017). These results can be mainly ascribed to two reasons:

1. the increased safety awareness of CAs and operators; and
2. an attitude change of the ramp inspectors, who gradually focused on actual safety-relevant issues, as promoted by the Agency through its coordination and standardisation activities and initiatives (e.g.: no more findings on missing underwing markings, missing or not updated identification plate, single loose or missing fastener, etc.).

## 4.2 Inspection findings and their categories

Not only the absolute number of inspection findings needs to be considered, but also their “severity”. To this end, three categories of findings have been defined. A “Category 1” finding is called a minor finding; “Category 2” is a significant finding and “Category 3” a major finding. The terms “minor”, “significant” and “major” relate to the level of influence on safety. The prime purpose of categorising the findings is to classify the compliance with a standard and the severity of non-compliance with this standard.

The inspections and the categories of findings are recorded in the database and the results are presented in the Table 4 below.

**Table 4: Ramp findings per category**

Year	No. inspections (I)	No. findings (F)				Ratio of findings (F cat./I)			
		Cat. 1 (minor)	Cat. 2 (significant)	Cat. 3 (major)	total	F cat.1 / I	F cat.2 / I	F cat.3 / I	F total / I
2013	11,795	2,270	3,936	2,742	8,948	0.192	0.334	0.232	0.759
		25.4%	44.0%	30.6%					
2014	11,761	2,195	3,679	2,872	8,846	0.189	0.325	0.247	0.761
		24.8%	42.7%	32.5%					
2015	12,166	1,940	3,230	2,492	7,662	0.161	0.268	0.207	0.636
		25.3%	42.2%	32.5%					
2016	12,489	1,957	3,251	2,519	7,727	0.157	0.261	0.202	0.619
		25.3%	42.1%	32.6%					
2017	13,046	2,201	3,411	2,121	7,733	0.167	0.259	0.161	0.588
		28.5%	44.1%	27.4%					

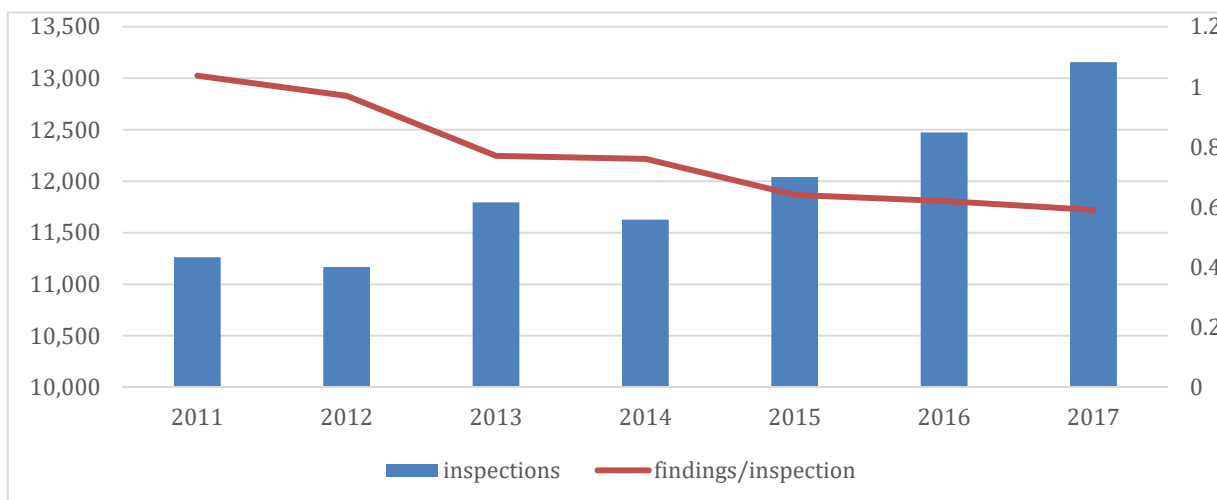
### 4.3 Historical overview

**Table 5: Overview of the evolution of Ramp findings**

	Year								Total 1996 - 2017
	1996 - 2010	2011	2012	2013	2014	2015	2016	2017	
<b>Total Inspections (I)</b>	58,693	11,262	11,167	11,795	11,761	12,166	12,489	13,046	<b>142,379</b>
<b>Total Inspected Items (II)</b>	2,668,457	435,638	443,042	467,434	376,659	499,186	525,193	558,653	<b>5,974,262</b>
<b>Total Findings (F)</b>	90,961	11,677	10,805	8,948	8,846	7,662	7,727	7,737	<b>154,363</b>
<b>Findings/ Inspections (F/I)</b>	1.190	1.037	0.97	0.77	0.76	0.64	0.62	0.59	<b>0.8221</b>
<b>Findings/ Inspected Items (F/II)</b>	0.035	0.027	0.024	0,020	0.018	0.015	0.015	0.014	<b>0.019</b>

**Figure 1: Annual number of ramp inspections and average number of findings per inspections 2011 - 2017**

The average Findings/Inspection ratio, after a slight increase in 2011, continued its descending trend, stabilising below 0.6.



## 4.4 Inspection findings on a regional basis

**Table 6a: inspection findings on a regional basis (2013)**

Region	2013			No. of findings (F)				Ratio of findings (F cat./I)			
	No. of States inspected	No. of Operators inspected	Inspect. (I)	Cat. 1 (minor)	Cat. 2 (signif.)	Cat. 3 (major)	Total	F cat.1/I	F cat.2/I	F cat.3/I	F total/I
EU <sup>1</sup>	28	530	6002	1000	1813	1147	3960	0.17	0.30	0.19	0.66
EUROPE (ECAC) <sup>2</sup>	44	691	7785	1231	2363	1468	5062	0.16	0.30	0.19	0.65
Russian Federation, Belarus & Central Asia <sup>3</sup>	6	71	917	151	367	258	776	0.16	0.40	0.28	0.85
North America <sup>4</sup>	3	119	640	266	272	223	761	0.42	0.43	0.35	1.19
Latin America & the Caribbean <sup>5</sup>	25	46	237	81	164	121	366	0.34	0.69	0.51	1.54
Middle East and North Africa <sup>6</sup>	17	91	1293	347	463	466	1276	0.27	0.36	0.36	0.99
Africa <sup>7</sup>	24	42	231	66	147	81	294	0.29	0.64	0.35	1.27
Asia <sup>8</sup>	19	54	533	135	197	155	487	0.25	0.37	0.29	0.91
Oceania <sup>9</sup>	3	14	31	4	2	3	9	0.13	0.06	0.10	0.29
Average/all States								0.243	0.394	0.291	0.928

<sup>1</sup> EU (EUR) – Austria, Belgium, Bulgaria, Cyprus, Czech Republic, Denmark, Estonia, Finland, France, Germany, Greece, Hungary, Ireland, Italy, Latvia, Lithuania, Luxembourg, Malta, Netherlands, Poland, Portugal, Romania, Slovakia, Slovenia, Spain, Sweden, United Kingdom.

<sup>2</sup> Europe (ECAC) – Albania, Armenia, Austria, Azerbaijan, Belgium, Bosnia-Herzegovina, Bulgaria, Croatia, Cyprus, Czech Republic, Denmark, Estonia, Finland, France, Georgia, Germany, Greece, Hungary, Iceland, Ireland, Italy, Latvia, Lithuania, Luxembourg, North Macedonia, Malta, Republic of Moldova, Monaco, Montenegro, Netherlands, Norway, Poland, Portugal, Romania, San Marino, Serbia, Slovakia, Slovenia, Spain, Sweden, Switzerland, Turkey, Ukraine, United Kingdom.

<sup>3</sup> Russian Federation, Belarus and Central Asia (CIS) – Belarus, Kazakhstan, Kyrgyzstan, Russian Federation, Tajikistan, Turkmenistan, Uzbekistan.

<sup>4</sup> North America (NA) – Bermuda, Canada, United States of America.

<sup>5</sup> Latin America & the Caribbean (LAC) – Anguilla, Antigua and Barbuda, Argentina, Aruba, Bahamas, Barbados, Belize, Bolivia, Brazil, Cayman Islands, Chile, Colombia, Costa Rica, Cuba, Curaçao, Dominica, Dominican Republic, Ecuador, El Salvador, Grenada, Guatemala, Guyana, Haiti, Honduras, Jamaica, Mexico, Nicaragua, Panama, Paraguay, Peru, Puerto Rico, Saint Kitts and Nevis, Saint Lucia, Saint Vincent and the Grenadines, Suriname, Trinidad and Tobago, Turks and Caicos Islands, Uruguay, Venezuela (Bolivarian Republic of).

<sup>6</sup> Middle East and North Africa (MENA) – Algeria, Bahrain, Egypt, Iran (Islamic Republic of), Iraq, Israel, Jordan, Kuwait, Lebanon, Libya, Morocco, Oman, Qatar, Saudi Arabia, Sudan, Syrian Arab Republic, Tunisia, United Arab Emirates, Yemen.

<sup>7</sup> Africa (AFR) – Angola, Benin, Botswana, Burkina Faso, Burundi, Cameroon, Cape Verde, Central African Republic, Chad, Comoros, Congo, Cote d'Ivoire, Democratic Republic of the Congo, Djibouti, Equatorial Guinea, Eritrea, Ethiopia, Gabon, Gambia, Ghana, Guinea, Guinea-Bissau, Kenya, Lesotho, Liberia, Madagascar, Malawi, Mali, Mauritania, Mauritius, Mozambique, Namibia, Niger, Nigeria, Rwanda, Sao Tome and Principe, Senegal, Seychelles, Sierra Leone, Somalia, South Africa, Swaziland, Tanzania (United Republic of), Togo, Uganda, Zambia, Zimbabwe.

<sup>8</sup> Asia (AS) – Afghanistan, Bangladesh, Bhutan, Brunei Darussalam, Cambodia, China, Democratic People's Republic of Korea, Hong Kong (Special Administrative Region of China), India, Indonesia, Japan, Laos People's Democratic Republic, Malaysia, Maldives, Mongolia, Myanmar, Nepal, Pakistan, Philippines, Republic of Korea, Singapore, Sri Lanka, Taiwan, Thailand, Timor-Leste, Vietnam.

<sup>9</sup> Oceania (OC) – Australia, Fiji, Kiribati, Marshall Islands, Micronesia (Federated States of), Nauru, New Zealand, Palau, Papua New Guinea, Samoa, Solomon Islands, Tonga, Tuvalu, Vanuatu.



**Table 6b: inspection findings on a regional basis (2014)**

2014				No. of findings (F)				Ratio of findings (F cat./I)			
Region	No. of States inspected	No. of Operators inspected	Inspect. (I)	Cat. 1 (minor)	Cat. 2 (signif.)	Cat. 3 (major)	Total	F cat.1/I	F cat.2/I	F cat.3/I	F total/I
EU <sup>1</sup>	31	568	6287	1065	1702	1105	3872	0.17	0.27	0.18	0.62
EUROPE (ECAC) <sup>2</sup>	43	671	7509	1253	2061	1315	4629	0.16	0.28	0.17	0.62
Russian Federation, Belarus & Central Asia <sup>3</sup>	6	66	907	151	309	251	711	0.17	0.34	0.28	0.78
North America <sup>4</sup>	2	108	658	234	259	252	745	0.36	0.39	0.38	1.13
Latin America & the Caribbean <sup>5</sup>	26	49	265	76	127	125	328	0.29	0.48	0.47	1.24
Middle East and North Africa <sup>6</sup>	19	102	1411	421	628	559	1608	0.30	0.45	0.40	1.14
Africa <sup>7</sup>	20	34	204	59	134	123	316	0.29	0.66	0.60	1.55
Asia - Pacific <sup>8</sup>	21	71	673	163	301	281	745	0.24	0.45	0.42	1.11
Average/all States								0.25	0.42	0.36	1.02

<sup>1</sup> EU (EUR) – Austria, Belgium, Bulgaria, Cyprus, Czech Republic, Denmark, Estonia, Finland, France, Germany, Greece, Hungary, Ireland, Italy, Latvia, Lithuania, Luxembourg, Malta, Netherlands, Poland, Portugal, Romania, Slovakia, Slovenia, Spain, Sweden, United Kingdom.

<sup>2</sup> Europe (ECAC) – Albania, Armenia, Austria, Azerbaijan, Belgium, Bosnia-Herzegovina, Bulgaria, Croatia, Cyprus, Czech Republic, Denmark, Estonia, Finland, France, Georgia, Germany, Greece, Hungary, Iceland, Ireland, Italy, Latvia, Lithuania, Luxembourg, North Macedonia, Malta, Republic of Moldova, Monaco, Montenegro, Netherlands, Norway, Poland, Portugal, Romania, San Marino, Serbia, Slovakia, Slovenia, Spain, Sweden, Switzerland, Turkey, Ukraine, United Kingdom.

<sup>3</sup> Russian Federation, Belarus and Central Asia (CIS) – Belarus, Kazakhstan, Kyrgyzstan, Russian Federation, Tajikistan, Turkmenistan, Uzbekistan.

<sup>4</sup> North America (NAM) – Bermuda, Canada, United States of America.

<sup>5</sup> Latin America & the Caribbean (LAC) – Anguilla, Antigua and Barbuda, Argentina, Aruba, Bahamas, Barbados, Belize, Bolivia, Brazil, Cayman Islands, Chile, Colombia, Costa Rica, Cuba, Curaçao, Dominica, Dominican Republic, Ecuador, El Salvador, Grenada, Guatemala, Guyana, Haiti, Honduras, Jamaica, Mexico, Nicaragua, Panama, Paraguay, Peru, Puerto Rico, Saint Kitts and Nevis, Saint Lucia, Saint Vincent and the Grenadines, Suriname, Trinidad and Tobago, Turks and Caicos Islands, Uruguay, Venezuela (Bolivarian Republic of).

<sup>6</sup> Middle East and North Africa (MENA) – Algeria, Bahrain, Egypt, Iran (Islamic Republic of), Iraq, Israel, Jordan, Kuwait, Lebanon, Libya, Morocco, Oman, Qatar, Saudi Arabia, Sudan, Syrian Arab Republic, Tunisia, United Arab Emirates, Yemen.

<sup>7</sup> Africa (AFR) – Angola, Benin, Botswana, Burkina Faso, Burundi, Cameroon, Cape Verde, Central African Republic, Chad, Comoros, Congo, Cote d'Ivoire, Democratic Republic of the Congo, Djibouti, Equatorial Guinea, Eritrea, Ethiopia, Gabon, Gambia, Ghana, Guinea, Guinea-Bissau, Kenya, Lesotho, Liberia, Madagascar, Malawi, Mali, Mauritania, Mauritius, Mozambique, Namibia, Niger, Nigeria, Rwanda, Sao Tome and Principe, Senegal, Seychelles, Sierra Leone, Somalia, South Africa, Swaziland, Tanzania (United Republic of), Togo, Uganda, Zambia, Zimbabwe.

<sup>8</sup> Asia - Pacific (ASIAPAC) – Afghanistan, Australia, Bangladesh, Bhutan, Brunei Darussalam, Cambodia, China, Democratic People's Republic of Korea, Fiji, Hong Kong (Special Administrative Region of China), India, Indonesia, Japan, Kiribati, Laos People's Democratic Republic, Malaysia, Maldives, Marshall Islands, Micronesia (Federal States of), Mongolia, Myanmar, Nauru, Nepal, New Zealand, Pakistan, Palau, Papua New Guinea, Philippines, Republic of Korea, Samoa, Singapore, Solomon Island, Sri Lanka, Taiwan, Thailand, Timor-Leste, Tonga, Tuvalu, Vanuatu, Vietnam.



In 2014, the merge of Asia and Oceania in one geographical regions (ASIAPAC) introduced an additional disrupting element to the data analysis. Consequently, data relevant to former Asia and Oceania are not comparable with Asia - Pacific. However, their overall impact on the assessment is quite limited.

**Table 6c: inspection findings on a regional basis (2015)**

Region	2015			No. of findings (F)				Ratio of findings (F cat./I)			
	No. of States inspected	No. of Operators inspected	Inspect. (I)	Cat. 1 (minor)	Cat. 2 (signif.)	Cat. 3 (major)	Total	F cat.1/I	F cat.2/I	F cat.3/I	F total/I
EU	31	571	6607	3384	924	1451	1009	0.14	0.22	0.15	0.51
EUROPE (ECAC)	45	679	7810	4042	1081	1783	1178	0.14	0.25	0.15	0.53
Russian Federation, Belarus & Central Asia	7	71	825	490	120	192	178	0.15	0.23	0.22	0.59
North America	2	118	710	735	219	263	253	0.31	0.37	0.36	1.04
Latin America & the Caribbean	23	61	303	332	58	167	107	0.19	0.55	0.35	1.10
Middle East and North Africa	19	101	1353	1170	284	465	421	0.21	0.34	0.31	0.86
Africa	20	42	249	277	49	113	115	0.20	0.45	0.46	1.11
Asia - Pacific	26	104	790	741	209	262	270	0.26	0.33	0.34	0.94
Average/all States								0.20	0.34	0.29	0.84

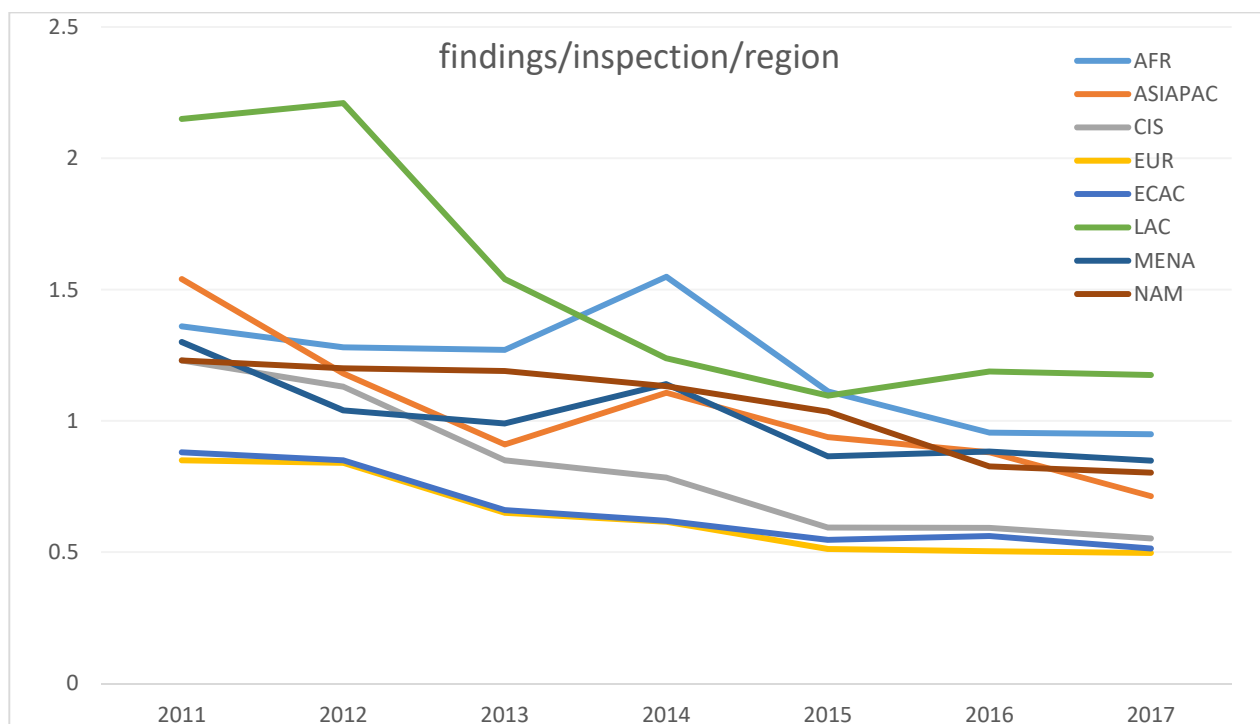
**Table 6d: inspection findings on a regional basis (2016)**

2016				No. of findings (F)				Ratio of findings (F cat./I)			
Region	No. of States inspected	No. of Operators inspected	Inspect. (I)	Cat. 1 (minor)	Cat. 2 (signif.)	Cat. 3 (major)	Total	F cat.1/I	F cat.2/I	F cat.3/I	F total/I
EU	31	594	6867	3460	932	1491	1037	0.14	0.22	0.15	0.50
EUROPE (ECAC)	46	717	8130	4169	1091	1842	1236	0.13	0.25	0.15	0.53
Russian Federation, Belarus & Central Asia	6	66	763	452	109	213	130	0.14	0.28	0.17	0.59
North America	2	151	901	745	249	252	244	0.28	0.28	0.27	0.83
Latin America & the Caribbean	26	70	271	322	69	141	112	0.25	0.52	0.41	1.19
Middle East and North Africa	18	95	1302	1150	304	443	403	0.23	0.34	0.31	0.88
Africa	18	36	224	214	43	86	85	0.19	0.38	0.38	0.96
Asia pacific	29	129	883	777	174	284	319	0.20	0.32	0.36	0.88
Average/all States								0.20	0.32	0.28	0.80

**Table 6e: inspection findings on a regional basis (2017)**

2017				No. of findings (F)				Ratio of findings (F cat./I)			
Region	No. of States inspected	No. of Operators inspected	Inspect. (I)	Cat. 1 (minor)	Cat. 2 (signif.)	Cat. 3 (major)	Total	F cat.1/I	F cat.2/I	F cat.3/I	F total/I
EU	31	602	7188	3570	1095	1601	874	0.15	0.22	0.12	0.50
EUROPE (ECAC)	46	739	8536	4263	1269	1919	1075	0.14	0.23	0.14	0.51
Russian Federation, Belarus & Central Asia	7	61	797	440	124	204	112	0.16	0.26	0.14	0.55
North America	2	184	933	749	259	286	204	0.28	0.31	0.22	0.80
Latin America & the Caribbean	26	79	286	336	75	158	103	0.26	0.55	0.36	1.17
Middle East and North Africa	18	104	1448	1229	327	533	369	0.23	0.37	0.25	0.85
Africa	20	36	215	204	44	90	70	0.20	0.42	0.33	0.95
Asia - Pacific	28	131	941	671	162	303	206	0.17	0.32	0.22	0.71
Average/all States								0.20	0.34	0.22	0.76

**Figure 2: Average number of findings on regional basis – Evolution over the last six years**



The six-year evolution shows that the average number of findings per inspection has decreased for all regions, with the exception of LAC that, following a considerable descent in the period from 2012 to 2015, has increased 0.15% from 2016 to 2017.

From Figure 2 above, it may also be noted that:

Operators from States in the EUR, ECAC and CIS have fewer findings per inspection than average, whilst the ratio is the highest for LAC operators. However, the global trend is still positive showing a general decrease of findings, even if from 2015 onwards the trend of the ratio is flattening.

Only ASIAPAC and AFR operators showed a steeper decreasing ratio as of 2014; more stable for ASIAPAC, very steep till 2015 then shallower for AFR. The positive trend of Asian and CIS operators has continued in 2013, the graph showing a significant improvement for these operators. The same continuous positive trend is also shown by NAM and MENA operators with the difference that here the decrease is less steep.

Generally, in the years considered, there was a further strengthening of the safety-risks-based approach in the performance of the ramp inspections by all PS. This is reflected in the increased focus of the Programme on operators coming from certain geographical areas, which have still evidenced criticalities in the management of their safety compliance. With this approach, PS started to plan ramp inspections more on operators suspected of non-compliances rather than on good-performing operators, which were easier to inspect due to their frequent and convenient schedule (i.e. many flights operated during normal working hours).

## 4.5 Inspection findings related to checklist items

Appendix E provides the results regarding each Individual Inspection Item (III) which has been inspected. It indicates the number of times that a particular inspection item was checked, the number of findings and the ratio F/III.

## 4.6 The top 4 significant and major inspection findings related to checklist items

The inspection checklist consists of four major parts.

- A. Part A concerns items to be inspected in the flight deck of the aircraft.
- B. Part B of the checklist concerns items to be checked in the passenger cabin, and mainly consists of safety equipment.
- C. Part C relates to the general technical condition of the aircraft that needs to be verified during a walk around check.
- D. Part D checklist items concern the cargo compartment of the aircraft and the cargo carried.

Any general findings not covered by Parts A, B, C or D can be administered under Part E (General) of the checklist.

When considering the findings established during a ramp inspection, Category 2 (significant) and Category 3 (major) findings require the highest attention when it comes to the need for rectification. For each part of the checklist, the top 4 of Category 2 and 3 findings related to the number of inspections are given in Appendix E.

**Table 8: Actions taken after ramp inspections**

		2013	2014	2015	2016	2017
	<b>No. of Inspections</b>	11,795	11,761	12,166	12,489	13,046
	<b>No. of Findings</b>	8,948	9,072	7,787	7,829	7,892
<b>ACTIONS TAKEN</b>	<b>Information to the Authority &amp; the Operator</b>	4,016	3,871	3,629	3,753	3,738
	<b>Restriction on aircraft flight operation</b>	160	183	156	142	138
	<b>Corrective actions before flight</b>	2,021	2,018	1,861	1,879	1,595
	<b>Aircraft grounded</b>	4	11	5	1	8
	<b>Immediate operating ban</b>	1*	2*	0	1*	4*

\*not including bans/operational restrictions imposed by the Commission pursuant to Regulation (EC) No 2111/2005.

Pursuant to the requirement set forth by R965/2012 and the associated AMCs, the PS are also including into the centralised database information on their follow-up actions as result of the ramp inspection they perform. This information allows assessing the ability and willingness of operators to rectify the findings identified during the ramp inspections and it is used in the subsequent data analysis.

## 5 Conclusions

In the reference period, the Programme continued its integration with other safety tools, namely with the EU Air Safety List of air carriers which are subject to an operating ban within the EASA States, but also with the EASA Standardisation process, which monitors the application by the EASA States of the other relevant EU safety legislation. The Programme now also integrates with EASA's TCO authorisation process, as one of the main oversight mechanisms for third country operators authorised to conduct commercial air transport operations into, within or out of EASA States.

From the analysis of the database and of standardisation results, it can be concluded that in 2017 the Programme has reached a mature level of implementation. In general, the 48 States participating to the Programme have adequately performed the planned inspections, ensuring a sufficient coverage of foreign operators. In the five-year timeframe, the average number of findings per inspection has gradually decreased, showing sign of increased safety awareness from both operators and authorities, the latter focusing more on safety-significant non-compliances. However, there are still differences in the regional performance (with EUR operators enjoying the best record) and peaks in findings related to certain inspection item that need to be addressed.

The increased maturity of the Programme can be ascribed to the enhanced synergy among all stakeholders, which was evident in the several RICS meetings, Forums, workshops and awareness campaigns held in the reference period. The established practices allow data and information collected through the Programme to be quality-checked and exchanged transparently with the inspected operators, building trust in the system.

From the Agency's perspective, future efforts will be focused on harmonisation/standardisation matters and on the development of new database functionalities. The Programme will also benefit from a stronger safety-driven planning and execution of ramp inspections through the implementation of the System Wide Coordination (SWC), whose project was launched in 2017. Its main goal is to enhance the safety-risk approach of the Programme, ensuring that good-performing operators are not over-inspected and that operators suspected on non-compliances are not under-inspected. Details on its development will be provided in the 2018 annual report.

## Appendix A – Data collection by Participating States 2013 - 2017

Participating states (EASA)	2013				2014				2015				2016				2017			
	I(*)	F(*)	A(*)	I/I(*)	I	F	A	I/I	I	F	A	I/I	I	F	A	I/I	I	F	A	I/I
Austria	442	967	6	40.1	432	1001	6	40.9	443	1009	5	40.7	439	1033	4	41.6	397	1107	5	42.5
Belgium	312	121	7	35.5	304	157	6	36.0	357	122	5	38.4	329	117	8	40.1	360	193	7	41.0
Bulgaria	113	112	4	44.3	132	78	3	45.7	184	28	3	47.8	202	39	4	47.5	177	21	3	47.6
Croatia	127	24	6	39.2	145	34	8	42.0	130	8	9	43.6	189	36	7	43.7	208	78	7	43.0
Cyprus	130	29	2	42.7	102	11	2	39.0	177	13	2	40.3	118	21	2	42.3	89	29	2	43.8
Czech Republic	173	38	5	45.4	122	22	5	44.0	155	33	4	42.5	127	51	6	42.7	63	22	1	32.6
Denmark	60	25	4	33.5	99	51	5	39.0	46	9	2	39.1	27	10	4	37.6	203	64	7	39.5
Estonia	60	47	2	45.6	57	29	1	41.9	55	21	1	43.9	27	9	1	42.1	30	10	2	37.5
Finland	156	18	10	34.5	143	18	10	37.6	145	24	9	36.2	174	31	3	31.7	196	22	7	30.5
France	2467	2578	78	35.6	2144	2594	79	36.2	2042	1989	79	38.6	1992	1796	80	39.8	1820	1459	67	40.7
Germany	1520	621	29	41.8	1366	640	28	42.8	1422	563	33	43.5	1434	508	27	44.7	1683	539	32	45.0
Greece	250	97	4	42.0	140	69	4	34.8	179	90	3	33.7	166	126	3	35.4	155	91	4	36.5
Hungary	103	44	3	44.3	136	46	6	40.6	140	46	4	45.2	141	41	4	47.6	32	20	3	45.4
Iceland	56	35	2	43.1	70	24	2	44.3	104	36	2	39.2	115	43	2	42.1	126	48	2	42.2
Ireland	162	47	5	49.1	174	35	6	49.1	167	34	10	49.3	173	67	8	48.7	183	75	8	49.2
Italy	902	876	34	37.0	788	725	33	37.6	737	562	33	38.4	858	696	39	36.5	826	674	31	36.3

Participating states (EASA)	2013				2014				2015				2016				2017			
	I(*)	F(*)	A(*)	I/I(*)	I	F	A	I/I	I	F	A	I/I	I	F	A	I/I	I	F	A	I/I
Latvia	50	8	1	39.0	73	13	1	37.5	60	8	1	41.0	78	9	1	39.8	97	13	1	40.6
Lithuania	22	23	4	45.4	21	15	3	46.4	18	3	2	44.0	50	24	3	44.5	73	44	4	45.2
Luxembourg	80	44	1	41.1	79	29	1	42.5	74	15	1	44.8	92	33	1	46.3	87	30	1	46.1
Malta	24	15	1	39.0	25	19	1	40.6	67	67	1	42.1	93	85	1	42.1	85	75	1	41.9
Norway	43	13	4	40.9	38	2	3	41.7	37	3	3	36.3	117	31	8	40.6	135	35	9	42.8
Poland	277	359	10	40.6	301	351	10	39.8	300	261	13	41.0	268	197	12	36.9	265	185	12	39.8
Portugal	100	14	4	34.3	50	15	2	27.7	129	37	1	24.2	15	8	2	21.3	233	80	3	37.8
Romania	164	26	8	38.0	180	20	7	38.8	121	30	8	38.7	134	24	7	40.6	95	16	2	40.4
Slovak Republic	71	45	2	38.4	78	64	4	40.1	85	65	4	38.7	70	59	1	37.4	38	17	1	37.4
Slovenia	50	18	2	33.7	67	26	2	42.2	60	23	2	43.3	65	30	2	44.8	64	22	2	44.2
Spain	1077	1498	20	40.1	1077	1194	19	39.9	1089	822	19	39.3	1098	904	20	40.7	1134	702	19	40.4
Sweden	88	68	11	44.8	121	83	10	45.9	109	62	10	44.0	297	137	15	44.9	291	119	14	45.7
Switzerland	460	127	8	46.1	431	141	10	45.5	440	150	12	46.2	481	106	10	46.1	430	116	11	46.3
The Netherlands	351	431	7	42.1	351	287	6	44.6	406	287	8	43.0	395	275	9	44.3	343	403	9	43.7
United Kingdom	892	338	33	46.9	1100	308	32	47.9	1061	270	30	48.8	1067	352	29	48.3	1128	444	32	48.2

Participating states (non-EASA)	2013				2014				2015				2016				2017			
	I(*)	F(*)	A(*)	I/I(*)	I	F	A	I/I	I	F	A	I/I	I	F	A	I/I	I	F	A	I/I
Albania	51	21	1	45.2	43	11	1	47.3	75	10	1	43.9	49	0	1	46.1	68	15	1	44.9
Armenia	64	16	1	46.1	60	22	4	37.6	71	21	1	34.9	61	34	1	35.1	60	35	2	36.6
Bosnia and Herzegovina	30	11	4	42.1	38	3	4	44.1	35	22	4	44.0	42	14	4	40.8	42	16	4	41.8
Canada	-	-	-	-	-	-	-	-	-	-	-	-	131	69	3	46.1	191	118	3	46.3
Georgia	32	26	3	42.5	40	42	3	43.7	53	68	3	44.4	26	42	3	42.5	46	78	3	44.4
Israel	-	-	-	-	-	-	-	-	-	-	-	-	6	3	1	49.8	160	114	1	49.8
Moldova	71	31	3	32.0	54	33	2	36.9	55	50	1	36.4	50	45	2	37.8	56	39	2	39.5
Montenegro	50	34	2	44.1	53	24	2	43.2	62	18	2	45.2	66	25	2	46.1	75	28	2	45.6
Morocco	26	18	2	31.0	79	20	3	29.0	100	38	6	31.7	103	34	4	36.2	161	47	6	37.5
North Macedonia	41	2	1	46.4	23	7	2	47.1	5	-	1	49.0	45	5	1	44.8	29	-	1	49.4
Republic of Serbia	76	25	1	44.4	100	36	2	43.9	110	25	2	42.5	121	27	3	42.3	110	27	6	39.8
Singapore	-	-	-	-	-	-	-	-	66	17	2	44.1	176	58	2	43.9	176	39	2	45.9
Turkey	391	366	7	38.7	429	429	12	43.1	432	393	7	38.9	360	267	5	37.9	462	257	8	38.8
Ukraine	140	48	7	36.8	128	33	5	48.4	71	16	3	44.7	58	25	4	39.3	136	13	5	43.8
United Arab Emirates	41	90	5	36.3	234	540	5	44.5	366	682	6	45.6	349	562	7	45.0	338	645	8	46.2

(\*) = I: No of inspections

F: No of findings

A: No of airports where ramp inspections were performed

I/I: average No of inspected items/inspection



## Appendix B – List of States/Territories of inspected operators

(Listed in alphabetical order)

Operator State Name	Inspections 2013	Percentage 2013 (*)	Inspections 2014	Percentage 2014 (*)	Inspections 2015	Percentage 2015 (*)	Inspections 2016	Percentage 2016 (*)	Inspections 2017	Percentage 2017 (*)
Afghanistan	1	0.10%	12	0.10%	9	0.07%	7	0.06%	-	-
<b>Albania</b>	<b>27</b>	0.20%	-	-	-	-	<b>6</b>	0.05%	<b>3</b>	0.02%
Algeria	66	0.60%	66	0.56%	73	0.59%	80	0.63%	78	0.59%
Angola	14	0.10%	7	0.06%	14	0.11%	-	-	11	0.08%
Anguilla	8	0.10%	10	0.08%	10	0.08%	11	0.09%	7	0.05%
Antigua and Barbuda	7	0.10%	17	0.14%	17	0.14%	11	0.09%	10	0.08%
Argentina	19	0.20%	16	0.14%	15	0.12%	15	0.12%	15	0.11%
<b>Armenia</b>	<b>15</b>	0.10%	<b>14</b>	0.12%	-	-	<b>5</b>	0.04%	<b>17</b>	0.13%
Aruba	15	0.10%	12	0.10%	15	0.12%	13	0.10%	10	0.08%
Australia	19	0.20%	18	0.15%	25	0.20%	27	0.21%	31	0.23%
<b>Austria</b>	<b>369</b>	3.20%	<b>393</b>	3.34%	<b>370</b>	3.00%	<b>367</b>	2.90%	<b>368</b>	2.79%
<b>Azerbaijan</b>	<b>70</b>	0.60%	<b>89</b>	0.76%	<b>88</b>	0.71%	<b>106</b>	0.84%	<b>91</b>	0.69%
Bahrain	22	0.20%	32	0.27%	31	0.25%	33	0.26%	30	0.23%
Bailiwick of Guernsey	-	-	-	-	1	0.01%	7	0.06%	9	0.07%
Bangladesh	9	0.10%	17	0.14%	15	0.12%	15	0.12%	13	0.10%
Barbados	-	-	1	0.01%	2	0.02%	-	-	2	0.02%
Belarus	82	0.70%	101	0.86%	97	0.79%	113	0.89%	126	0.95%
<b>Belgium</b>	<b>221</b>	1.90%	<b>201</b>	1.71%	<b>196</b>	1.59%	<b>220</b>	1.74%	<b>196</b>	1.48%
Bermuda	19	0.20%	14	0.12%	18	0.15%	18	0.14%	23	0.17%
Bhutan	-	-	-	-	2	0.02%	1	0.01%	1	0.01%
Bolivia	-	-	1	0.01%	12	0.10%	13	0.10%	13	0.10%

Operator State Name	Inspections 2013	Percentage 2013 (*)	Inspections 2014	Percentage 2014 (*)	Inspections 2015	Percentage 2015 (*)	Inspections 2016	Percentage 2016 (*)	Inspections 2017	Percentage 2017 (*)
<b>Bosnia and Herzegovina</b>	<b>9</b>	0.10%	<b>17</b>	0.14%	<b>1</b>	0.01%	<b>1</b>	0.01%	<b>2</b>	0.02%
Brazil	29	0.20%	26	0.22%	37	0.30%	34	0.27%	42	0.32%
British Virgin Islands	1	0.10%	2	0.02%	-	-	2	0.02%	2	0.02%
Brunei Darussalam	6	0.10%	6	0.05%	7	0.06%	9	0.07%	8	0.06%
<b>Bulgaria</b>	<b>136</b>	1.20%	<b>132</b>	1.12%	<b>153</b>	1.24%	<b>134</b>	1.06%	<b>167</b>	1.26%
Cabo Verde	-	-	8	0.07%	13	0.11%	9	0.07%	7	0.05%
Canada	118	1.00%	119	1.01%	148	1.20%	177	1.40%	188	1.42%
Cayman Islands	15	0.10%	26	0.22%	26	0.21%	26	0.21%	16	0.12%
Chad	-	-	1	0.01%	-	-	3	0.02%	1	0.01%
Chile	27	0.20%	22	0.19%	18	0.15%	13	0.10%	17	0.13%
China	149	1.30%	167	1.42%	212	1.72%	217	1.71%	243	1.84%
Colombia	9	0.10%	15	0.13%	20	0.16%	20	0.16%	19	0.14%
Comoros	10	0.10%	14	0.12%	9	0.07%	12	0.09%	8	0.06%
Cook Islands	-	-	-	-	-	-	-	-	1	0.01%
Costa Rica	-	-	2	0.02%	3	0.02%	2	0.02%	3	0.02%
<b>Croatia</b>	<b>63</b>	0.50%	<b>62</b>	0.53%	<b>81</b>	0.66%	<b>90</b>	0.71%	<b>82</b>	0.62%
Cuba	7	0.10%	15	0.13%	18	0.15%	16	0.13%	10	0.08%
Curacao	12	0.10%	5	0.04%	7	0.06%	5	0.04%	11	0.08%
<b>Cyprus</b>	<b>30</b>	0.30%	<b>18</b>	0.15%	<b>2</b>	0.02%	<b>13</b>	0.10%	<b>27</b>	0.20%
<b>Czech Republic</b>	<b>176</b>	1.50%	<b>176</b>	1.49%	<b>202</b>	1.64%	<b>191</b>	1.51%	<b>212</b>	1.61%
<b>Denmark</b>	<b>175</b>	1.50%	<b>209</b>	1.77%	<b>229</b>	1.86%	<b>224</b>	1.77%	<b>191</b>	1.45%
Dominican Republic	1	0.10%	3	0.03%	4	0.03%	6	0.05%	11	0.08%
Ecuador	5	0.10%	6	0.05%	3	0.02%	3	0.02%	9	0.07%
Egypt	104	0.90%	107	0.91%	109	0.88%	93	0.73%	151	1.14%
<b>Estonia</b>	<b>51</b>	0.40%	<b>52</b>	0.44%	<b>56</b>	0.45%	<b>53</b>	0.42%	<b>75</b>	0.57%

Operator State Name	Inspections 2013	Percentage 2013 (*)	Inspections 2014	Percentage 2014 (*)	Inspections 2015	Percentage 2015 (*)	Inspections 2016	Percentage 2016 (*)	Inspections 2017	Percentage 2017 (*)
Ethiopia	40	0.30%	44	0.37%	59	0.48%	61	0.48%	50	0.38%
Fiji	-	-	-	-	-	-	2	0.02%	2	0.02%
<b>Finland</b>	<b>107</b>	<b>0.90%</b>	<b>118</b>	<b>1.00%</b>	<b>109</b>	<b>0.88%</b>	<b>88</b>	<b>0.69%</b>	<b>89</b>	<b>0.67%</b>
<b>France</b>	<b>268</b>	<b>2.30%</b>	<b>248</b>	<b>2.11%</b>	<b>297</b>	<b>2.41%</b>	<b>290</b>	<b>2.29%</b>	<b>285</b>	<b>2.16%</b>
Gambia	1	0.10%	7	0.06%	6	0.05%	2	0.02%	1	0.01%
<b>Georgia</b>	<b>24</b>	<b>0.20%</b>	<b>35</b>	<b>0.30%</b>	<b>27</b>	<b>0.22%</b>	<b>30</b>	<b>0.24%</b>	<b>35</b>	<b>0.27%</b>
<b>Germany</b>	<b>738</b>	<b>6.30%</b>	<b>795</b>	<b>6.75%</b>	<b>815</b>	<b>6.61%</b>	<b>879</b>	<b>6.94%</b>	<b>865</b>	<b>6.55%</b>
Ghana	1	0.10%	-	-	2	0.02%	-	-	1	0.01%
Gibraltar	-	-	-	-	1	0.01%	-	-	1	0.01%
<b>Greece</b>	<b>146</b>	<b>1.30%</b>	<b>151</b>	<b>1.28%</b>	<b>169</b>	<b>1.37%</b>	<b>176</b>	<b>1.39%</b>	<b>202</b>	<b>1.53%</b>
Hong Kong	33	0.30%	26	0.22%	36	0.29%	40	0.32%	46	0.35%
<b>Hungary</b>	<b>118</b>	<b>1.00%</b>	<b>146</b>	<b>1.24%</b>	<b>149</b>	<b>1.21%</b>	<b>172</b>	<b>1.36%</b>	<b>171</b>	<b>1.30%</b>
<b>Iceland</b>	<b>64</b>	<b>0.50%</b>	<b>72</b>	<b>0.61%</b>	<b>72</b>	<b>0.58%</b>	<b>105</b>	<b>0.83%</b>	<b>100</b>	<b>0.76%</b>
India	53	0.50%	90	0.76%	121	0.98%	128	1.01%	130	0.98%
Indonesia	6	0.10%	15	0.13%	46	0.37%	40	0.32%	46	0.35%
Iran	79	0.70%	114	0.97%	134	1.09%	133	1.05%	161	1.22%
Iraq	27	0.20%	66	0.56%	45	0.37%	20	0.16%	21	0.16%
<b>Ireland</b>	<b>350</b>	<b>3.00%</b>	<b>265</b>	<b>2.25%</b>	<b>265</b>	<b>2.15%</b>	<b>313</b>	<b>2.47%</b>	<b>378</b>	<b>2.86%</b>
<b>Isle of Man</b>	<b>66</b>	<b>0.60%</b>	<b>74</b>	<b>0.63%</b>	<b>71</b>	<b>0.58%</b>	<b>77</b>	<b>0.61%</b>	<b>66</b>	<b>0.50%</b>
Israel	132	1.10%	116	0.98%	102	0.83%	114	0.90%	114	0.86%
<b>Italy</b>	<b>323</b>	<b>2.80%</b>	<b>265</b>	<b>2.25%</b>	<b>252</b>	<b>2.04%</b>	<b>245</b>	<b>1.93%</b>	<b>240</b>	<b>1.82%</b>
Jamaica	-	-	-	-	4	0.03%	3	0.02%	2	0.02%
Japan	28	0.20%	42	0.36%	43	0.35%	46	0.36%	48	0.36%
Jordan	67	0.60%	81	0.69%	70	0.57%	58	0.46%	62	0.47%
Kazakhstan	35	0.30%	54	0.46%	66	0.54%	56	0.44%	62	0.47%

Operator State Name	Inspections 2013	Percentage 2013 (*)	Inspections 2014	Percentage 2014 (*)	Inspections 2015	Percentage 2015 (*)	Inspections 2016	Percentage 2016 (*)	Inspections 2017	Percentage 2017 (*)
Kenya	30	0.30%	35	0.30%	30	0.24%	26	0.21%	22	0.17%
Korea / South Korea	52	0.40%	59	0.50%	53	0.43%	61	0.48%	65	0.49%
Kuwait	38	0.30%	52	0.44%	47	0.38%	63	0.50%	58	0.44%
Kyrgyzstan (Kirghizistan)	-	-	-	-	1	0.01%	-	-	1	0.01%
Laos	-	-	-	-	1	0.01%	1	0.01%	1	0.01%
<b>Latvia</b>	<b>123</b>	<b>1.10%</b>	<b>119</b>	<b>1.01%</b>	<b>113</b>	<b>0.92%</b>	<b>129</b>	<b>1.02%</b>	<b>117</b>	<b>0.89%</b>
Lebanon	70	0.60%	73	0.62%	68	0.55%	58	0.46%	66	0.50%
Libya	10	0.10%	13	0.11%	20	0.16%	14	0.11%	13	0.10%
<b>Lithuania</b>	<b>76</b>	<b>0.70%</b>	<b>95</b>	<b>0.81%</b>	<b>82</b>	<b>0.67%</b>	<b>112</b>	<b>0.88%</b>	<b>115</b>	<b>0.87%</b>
<b>Luxembourg</b>	<b>109</b>	<b>0.90%</b>	<b>109</b>	<b>0.93%</b>	<b>124</b>	<b>1.01%</b>	<b>119</b>	<b>0.94%</b>	<b>119</b>	<b>0.90%</b>
Macau	-	-	-	-	1	0.01%	1	0.01%	1	0.01%
Madagascar	31	0.30%	23	0.20%	23	0.19%	21	0.17%	19	0.14%
Malaysia	17	0.10%	33	0.28%	47	0.38%	25	0.20%	19	0.14%
<b>Malta</b>	<b>84</b>	<b>0.70%</b>	<b>136</b>	<b>1.15%</b>	<b>168</b>	<b>1.36%</b>	<b>229</b>	<b>1.81%</b>	<b>243</b>	<b>1.84%</b>
Mauritania	10	0.10%	28	0.24%	14	0.11%	12	0.09%	11	0.08%
Mauritius	13	0.10%	12	0.10%	12	0.10%	9	0.07%	14	0.11%
Mexico	32	0.30%	24	0.20%	27	0.22%	26	0.21%	25	0.19%
<b>Moldova</b>	-	-	<b>42</b>	<b>0.36%</b>	<b>45</b>	<b>0.37%</b>	<b>68</b>	<b>0.54%</b>	<b>78</b>	<b>0.59%</b>
<b>Monaco</b>	<b>7</b>	<b>0.10%</b>	<b>5</b>	<b>0.04%</b>	<b>5</b>	<b>0.04%</b>	<b>6</b>	<b>0.05%</b>	<b>5</b>	<b>0.04%</b>
Mongolia	5	0.10%	4	0.03%	12	0.10%	8	0.06%	10	0.08%
<b>Montenegro</b>	<b>44</b>	<b>0.40%</b>	<b>36</b>	<b>0.31%</b>	<b>40</b>	<b>0.32%</b>	<b>33</b>	<b>0.26%</b>	<b>26</b>	<b>0.20%</b>
Montserrat	4	0.10%	1	0.01%	2	0.02%	-	-	1	0.01%
Morocco	139	1.20%	119	1.01%	123	1.00%	119	0.94%	121	0.92%
Mozambique	-	-	-	-	-	-	-	-	1	0.01%
Myanmar	-	-	-	-	4	0.03%	2	0.02%	4	0.03%

Operator State Name	Inspections 2013	Percentage 2013 (*)	Inspections 2014	Percentage 2014 (*)	Inspections 2015	Percentage 2015 (*)	Inspections 2016	Percentage 2016 (*)	Inspections 2017	Percentage 2017 (*)
Namibia	5	0.10%	5	0.04%	6	0.05%	7	0.06%	8	0.06%
Nepal	-	-	-	-	-	-	1	0.01%	2	0.02%
New Zealand	8	0.10%	8	0.07%	15	0.12%	10	0.08%	12	0.09%
Nigeria	8	0.10%	12	0.10%	17	0.14%	19	0.15%	3	0.02%
North Macedonia	-	-	-	-	1	0.01%	1	0.01%	-	-
<b>Norway</b>	<b>97</b>	<b>0.80%</b>	<b>92</b>	<b>0.78%</b>	<b>115</b>	<b>0.93%</b>	<b>105</b>	<b>0.83%</b>	<b>104</b>	<b>0.79%</b>
Oman	13	0.10%	24	0.20%	25	0.20%	20	0.16%	23	0.17%
Pakistan	34	0.30%	51	0.43%	49	0.40%	50	0.39%	45	0.34%
Panama	-	-	2	0.02%	5	0.04%	2	0.02%	3	0.02%
Papua New Guinea	-	-	1	0.01%	1	0.01%	1	0.01%	2	0.02%
Peru	5	0.10%	8	0.07%	15	0.12%	10	0.08%	5	0.04%
Philippines	6	0.10%	20	0.17%	27	0.22%	22	0.17%	26	0.20%
<b>Poland</b>	<b>210</b>	<b>1.80%</b>	<b>172</b>	<b>1.46%</b>	<b>177</b>	<b>1.44%</b>	<b>214</b>	<b>1.69%</b>	<b>223</b>	<b>1.69%</b>
<b>Portugal</b>	<b>284</b>	<b>2.40%</b>	<b>259</b>	<b>2.20%</b>	<b>285</b>	<b>2.31%</b>	<b>245</b>	<b>1.93%</b>	<b>273</b>	<b>2.07%</b>
Qatar	95	0.80%	107	0.91%	115	0.93%	104	0.82%	124	0.94%
<b>Republic of Serbia</b>	<b>134</b>	<b>1.10%</b>	<b>154</b>	<b>1.31%</b>	<b>127</b>	<b>1.03%</b>	<b>150</b>	<b>1.18%</b>	<b>124</b>	<b>0.94%</b>
<b>Romania</b>	<b>153</b>	<b>1.30%</b>	<b>134</b>	<b>1.14%</b>	<b>141</b>	<b>1.14%</b>	<b>147</b>	<b>1.16%</b>	<b>163</b>	<b>1.23%</b>
Russian Federation	750	6.40%	704	5.98%	590	4.79%	541	4.27%	531	4.02%
Rwanda	-	-	1	0.01%	2	0.02%	3	0.02%	12	0.09%
<b>San Marino</b>	<b>1</b>	<b>0.10%</b>	<b>5</b>	<b>0.04%</b>	<b>4</b>	<b>0.03%</b>	<b>16</b>	<b>0.13%</b>	<b>29</b>	<b>0.22%</b>
Sao Tome and Principe	-	-	1	0.01%	-	-	-	-	1	0.01%
Saudi Arabia	52	0.40%	95	0.81%	96	0.78%	103	0.81%	117	0.89%
Senegal	1	0.10%	-	-	-	-	-	-	1	0.01%
Seychelles	-	-	-	-	2	0.02%	9	0.07%	8	0.06%
Singapore	32	0.30%	40	0.34%	44	0.36%	51	0.40%	61	0.46%

Operator State Name	Inspections 2013	Percentage 2013 (*)	Inspections 2014	Percentage 2014 (*)	Inspections 2015	Percentage 2015 (*)	Inspections 2016	Percentage 2016 (*)	Inspections 2017	Percentage 2017 (*)
Saint Maarten	12	0.10%	16	0.14%	18	0.15%	14	0.11%	14	0.11%
<b>Slovak Republic</b>	<b>80</b>	<b>0.70%</b>	<b>69</b>	<b>0.59%</b>	<b>98</b>	<b>0.80%</b>	<b>86</b>	<b>0.68%</b>	<b>70</b>	<b>0.53%</b>
<b>Slovenia</b>	<b>91</b>	<b>0.80%</b>	<b>79</b>	<b>0.67%</b>	<b>76</b>	<b>0.62%</b>	<b>89</b>	<b>0.70%</b>	<b>104</b>	<b>0.79%</b>
Solomon Islands	-	-	-	-	-	-	-	-	3	0.02%
South Africa	17	0.10%	15	0.13%	31	0.25%	33	0.26%	42	0.32%
<b>Spain</b>	<b>390</b>	<b>3.30%</b>	<b>380</b>	<b>3.23%</b>	<b>415</b>	<b>3.37%</b>	<b>407</b>	<b>3.21%</b>	<b>435</b>	<b>3.29%</b>
Sri Lanka	20	0.20%	19	0.16%	19	0.15%	16	0.13%	13	0.10%
Sudan	3	0.10%	-	-	2	0.02%	1	0.01%	3	0.02%
Suriname	7	0.10%	9	0.08%	9	0.07%	8	0.06%	4	0.03%
<b>Sweden</b>	<b>150</b>	<b>1.30%</b>	<b>121</b>	<b>1.03%</b>	<b>149</b>	<b>1.21%</b>	<b>168</b>	<b>1.33%</b>	<b>162</b>	<b>1.23%</b>
<b>Switzerland</b>	<b>333</b>	<b>2.90%</b>	<b>322</b>	<b>2.73%</b>	<b>305</b>	<b>2.47%</b>	<b>357</b>	<b>2.82%</b>	<b>346</b>	<b>2.62%</b>
Syria	-	-	5	0.04%	3	0.02%	3	0.02%	8	0.06%
Taiwan (Republic of China)	21	0.20%	25	0.21%	28	0.23%	31	0.24%	38	0.29%
Tajikistan	8	0.10%	11	0.09%	12	0.10%	13	0.10%	15	0.11%
Thailand	38	0.30%	30	0.25%	66	0.54%	58	0.46%	66	0.50%
<b>The Netherlands</b>	<b>219</b>	<b>1.90%</b>	<b>249</b>	<b>2.11%</b>	<b>234</b>	<b>1.90%</b>	<b>231</b>	<b>1.82%</b>	<b>257</b>	<b>1.95%</b>
Trinidad and Tobago	5	0.10%	10	0.08%	13	0.11%	4	0.03%	3	0.02%
Tunisia	194	1.70%	153	1.30%	105	0.85%	108	0.85%	104	0.79%
<b>Turkey</b>	<b>559</b>	<b>4.80%</b>	<b>520</b>	<b>4.41%</b>	<b>552</b>	<b>4.48%</b>	<b>523</b>	<b>4.13%</b>	<b>513</b>	<b>3.89%</b>
Turkmenistan	12	0.10%	26	0.22%	30	0.24%	20	0.16%	28	0.21%
<b>Ukraine</b>	<b>291</b>	<b>2.50%</b>	<b>239</b>	<b>2.03%</b>	<b>247</b>	<b>2.00%</b>	<b>268</b>	<b>2.11%</b>	<b>349</b>	<b>2.64%</b>
United Arab Emirates	170	1.50%	175	1.49%	194	1.57%	178	1.40%	189	1.43%
<b>United Kingdom</b>	<b>760</b>	<b>6.50%</b>	<b>690</b>	<b>5.86%</b>	<b>778</b>	<b>6.31%</b>	<b>759</b>	<b>5.99%</b>	<b>811</b>	<b>6.14%</b>
United States of America	503	4.30%	541	4.59%	590	4.79%	738	5.82%	748	5.66%
Uzbekistan	30	0.30%	24	0.20%	30	0.24%	32	0.25%	34	0.26%

Operator State Name	Inspections 2013	Percentage 2013 (*)	Inspections 2014	Percentage 2014 (*)	Inspections 2015	Percentage 2015 (*)	Inspections 2016	Percentage 2016 (*)	Inspections 2017	Percentage 2017 (*)
Vanuatu	4	0.10%	5	0.04%	3	0.02%	2	0.02%	6	0.05%
Venezuela	6	0.10%	2	0.02%	4	0.03%	2	0.02%	9	0.07%
Viet Nam	19	0.20%	24	0.20%	25	0.20%	30	0.24%	31	0.23%
Zimbabwe	14	0.10%	9	0.08%	12	0.10%	5	0.04%	4	0.03%

(\*) = number of inspections in relation to total number of inspections (%) conducted during that particular year.

## Appendix C – Aircraft types inspected (by manufacturer)

(Listed in alphabetical order)

Aircraft type code	Aircraft type description	2013 totals	2014 totals	2015 totals	2016 totals	2017 totals
12BO	BOMBARDIER, CL600-2B19					10
A109	AGUSTA AW-109, AW-109SP	6	3	9	11	6
A124	ANTONOV AN-124 RUSLAN	35	35	31	43	36
A139	AGUSTA, AB-139	3	5	5	4	8
A140	ANTONOV AN-140	2	2	2		1
A148	ANTONOV, AN-148	21	12	11	7	4
A189	AGUSTA, AW-189					1
A19N	AIRBUS A319 NEO					1
A20N	AIRBUS A320 NEO					7
A21N	AIRBUS A321 NEO					4
A225	ANTONOV AN-225 MRIYA	4	3	1	1	
A306	AIRBUS A-300B4-600/C4-600/F4-600	96	107	121	88	77
A30B	AIRBUS A-300B2/4-1/2/100/200, A-300C4-200	18	8	5	8	4
A310	AIRBUS A-310 (CC-150 POLARIS)	76	93	89	78	43
A318	AIRBUS A318	36	36	37	41	38
A319	AIRBUS A-319	723	619	681	709	728
A320	AIRBUS A-320	1758	1842	1835	1880	2064
A321	AIRBUS A-321	448	442	427	453	512
A332	AIRBUS A330-200	256	313	328	366	335
A333	AIRBUS A330-300	93	159	210	204	170
A342	AIRBUS A340-200	12	5		2	2
A343	AIRBUS A340-300	87	101	84	78	81
A345	AIRBUS A340-500	7	1	6	4	7
A346	AIRBUS A340-600	32	13	27	23	24
A359	AIRBUS A350-900			7	22	70
A388	AIRBUS, A-380-800	36	49	79	76	84
A3ST	AIRBUS A-300ST SUPER TRANSPORTER, BELUGA	2	3	1	3	2
A743	ANTONOV, AN-74-300			1	1	
AC11	ROCKWELL COMMANDER 115	2				
AC50	COMMANDER 500	3	2	4	1	
AC68	COMMANDER 680 SUPER/680E/680F		1			
AC90	ROCKWELL TURBO COMMANDER 690	2	1		1	1
AC95	695 JETPROP COMMANDER 980/1000 ROCKWELL				1	
AN12	ANTONOV AN-12	61	63	81	60	82
AN2	ANTONOV AN-2				1	1
AN22	ANTONOV AN-22 ANTHEUS					3
AN24	ANTONOV AN-24	4				
AN26	ANTONOV AN-26	48	40	57	57	37
AN28	ANTONOV AN-28/PZL-MIELEC AN-28					1
AN32	ANTONOV AN-32				1	
AN72	ANTONOV AN-72/74-100/74-200	12	10	14	7	10
AS32	AEROSPATIALE, SUPER PUMA		2	2		2
AS50	EUROCOPTER AS-350/550 ECUREUIL	12	7	9	8	4
AS55	AEROSPATIALE, TWINSTAR, ECUREUIL 2	1	3		5	1
AS65	EUROCOPTER AS-365/565 DAUPHIN2	8	1	3	4	
ASTR	IAI, GULFSTREAM G100 - IAI, ASTRA	3	5	2	4	6



Aircraft type code	Aircraft type description	2013 totals	2014 totals	2015 totals	2016 totals	2017 totals
AT43	ATR-42-200/300/320	34	32	30	22	25
AT44	ATR-42-400	1				
AT45	ATR-42-500	30	34	32	38	27
AT46	ATR 42-600		2	5	3	7
AT72	ATR-72	146	97	66	78	72
AT73	ATR 72-210	7	28	30	24	25
AT75	ATR 72-500	13	27	37	41	45
AT76	ATR 72-600	5	16	23	22	34
ATP	BAE ATP	17	9	18	19	19
B06	BELL 206A/B/L,406, JETRANGER	1	3	2	4	2
B105	BOLKOW, BO-105	1	1		2	
B18	BEECH 18					1
B190	BEECH 1900	11	9	10	14	9
B230	BELL, 230			1		
B350	BEECH B300 SUPER KING AIR 350	19	22	28	23	15
B38M	BOEING B737-MAX 8 / BBJ / BBJ (737 MAX 8)					18
B407	BELL 407		2	2	1	2
B429	BELL, 429	1	1	2	2	
B430	BELL, 430		1	1	1	1
B461	BAE146-100, STATESMAN	6	4	6	1	4
B462	BAE146-200, QUIET TRADER, STATESMAN	20	33	26	21	13
B463	BAE146-300	15	14	15	20	26
B712	BOEING 717-200	45	45	38	28	31
B721	BOEING 727-100	5	4			1
B722	BOEING 727-200	17	25	13	9	3
B732	BOEING 737-200	6	1	5	5	1
B733	BOEING 737-300	334	275	239	231	195
B734	BOEING 737-400	240	205	264	254	233
B735	BOEING 737-500	189	127	113	87	97
B736	BOEING 737-600	58	62	38	48	40
B737	BOEING 737-700, BBJ	269	249	244	244	237
B738	BOEING 737-800	1249	1131	1349	1428	1599
B739	BOEING 737-900	25	32	46	64	77
B742	BOEING 747-200	25	28	15	9	7
B743	BOEING 747-300		3			3
B744	BOEING 747-400	210	206	241	241	228
B748	BOEING 747-8	25	36	44	63	57
B74S	BOEING 747SP		1		1	1
B752	BOEING 757-200	258	239	227	238	212
B753	BOEING 757-300	36	32	22	24	26
B762	BOEING 767-200	69	55	45	35	24
B763	BOEING 767-300	273	277	304	258	251
B764	BOEING 767-400	13	14	16	24	20
B772	BOEING 777-200	136	139	132	99	98
B773	BOEING 777-300	47	38	42	32	51
B77L	BOEING 777-200LR/LRF, B777-F	99	103	130	119	122
B77W	BOEING 777-300ER	116	168	223	226	247
B783	BOEING 787-3 DREAMLINER		1	2	4	
B788	BOEING 787-8 DREAMLINER	42	119	184	187	212
B789	BOEING 787-9 DREAMLINER			10	55	103

Aircraft type code	Aircraft type description	2013 totals	2014 totals	2015 totals	2016 totals	2017 totals
BCS1	BOMBARDIER CS100				4	17
BCS3	BOMBARDIER CS300				1	21
BE10	BEECH 100 KING AIR		3	3	1	3
BE20	BEECH 200,1300 SUPER KING AIR	58	52	65	65	58
BE30	BEECH 300	6	4	5	3	5
BE33	33 BONANZA, BEECH	1				1
BE40	RAYTHEON (HAWKER/BEECH), 400 BEECHJET	39	35	44	56	59
BE55	BEECH 55 BARON					1
BE58	BEECH 58 BARON	1		1		
BE60	BEECH 60 DUKE	2				1
BE99	BEECH 99					1
BE9L	BEECH 90, C90B KING AIR	27	26	29	18	15
BE9T	BEECH F90 KING AIR		1			
BK17	EUROCOPTER, BK-117				1	
BL17	BELLANCA (TURBO/SUPER) VIKING	1				
BN2P	FAIREY BN-2A/B ISLANDER	24	21	19	17	13
BN2T	BRITTEN-NORMAN, TURBINE ISLANDER		1		1	2
C130	LOCKHEED C-130, AC-130, L-382	7	5	9	8	6
C152	CESSNA 152, REIMS		1	1	1	1
C172	CESSNA 172,P172,R172,SKYHAWK		3	4	2	2
C182	CESSNA 182		1	2		
C206	CESSNA 206	2	2	2		
C207	CESSNA, 207 STATIONAIR 8	2	1			
C208	CESSNA 208 CARAVAN	22	23	28	30	26
C210	CESSNA, 210 CENTURION		1			1
C25A	CESSNA, CITATION CJ2	83	101	105	105	106
C25B	CESSNA, CITATION CJ3	50	41	41	41	51
C25C	CESSNA, CITATION CJ4	3	12	7	19	14
C25M	CITATION M2, 525 CITATION M2					7
C30J	LOCKHEED MARTIN, C-130J HERCULES	1			2	
C310	CESSNA 310			1	1	1
C340	CESSNA 340			3	3	1
C402	CESSNA 401,402		2	3	1	
C404	CESSNA, 404 TITAN	8	3			
C414	CESSNA 414,CHANCELLOR		3	4		
C421	CESSNA 421,GOLDEN EAGLE		1	1	2	2
C425	CESSNA, CONQUEST 1	1		1	2	1
C441	CESSNA 441 CONQUEST,CONQUEST 2	1	1	3	2	
C500	CESSNA 500 CITATION, CITATION 1	5	7	7	3	1
C501	CESSNA 501 CITATION 1SP	4	4	2	7	10
C510	CESSNA, 510 CITATION MUSTANG	82	95	107	100	95
C525	CESSNA 525 CITATIONJET, CITATION CJ1	133	143	154	186	180
C550	CESSNA 550 CITATION 2	83	78	94	86	70
C551	CESSNA 551 CITATION 2SP	6	8	2	5	2
C560	CESSNA 560 CITATION 5	65	62	60	73	69
C56X	CESSNA, 560XL CITATION EXCEL	184	180	168	188	172
C650	CESSNA 650 CITATION 3/6/7	22	33	34	34	41
C680	CESSNA, 680 CITATION SOVEREIGN	40	50	63	56	60
C68A	CESSNA 680A CITATION LATITUDE					3
C750	CESSNA, 750 CITATION 10	14	8	17	24	20

Aircraft type code	Aircraft type description	2013 totals	2014 totals	2015 totals	2016 totals	2017 totals
CL30	BOMBARDIER, CHALLENGER 300	73	77	73	103	65
CL35	BOMBARDIER CHALLENGER 350, BD-100 CHALLENGER 350				15	45
CL60	CANADAIR CL-600 CHALLENGER	138	183	141	123	98
CL604/605	BOMBARDIER, CL600-2B16			28	72	92
CN35	CN-235				1	3
CONI	LOCKHEED L1049F SUPER CONSTELLATION			1	1	
CRJ1	CANADAIR RJ-100 REGIONAL JET	13	12	9	10	16
CRJ2	CANADAIR, REG. JET CRJ-200/CHALLENGER 800/CRJ-440	117	96	73	80	85
CRJ7	CANADAIR, REGIONAL JET CRJ-700/CRJ-701	27	11	12	22	31
CRJ9	CANADAIR, REGIONAL JET CRJ-900/CRJ-705	85	66	96	106	106
CRJX	CL-600 REGIONAL JET CRJ-1000	26	22	17	17	30
D228	DORNIER 228	8	4	8	3	8
D328	DORNIER 328	38	35	36	49	29
DA42	DIAMOND, DA-42 TWIN STAR	2	2	2	3	4
DC10	DC-10	2		4	2	
DC3	DC-3	1	1	1	3	2
DC3T	BASLER BT-67 TURBO 67				1	1
DC6	DC-6		1		1	
DC86	DOUGLAS DC-8-60	1				
DC87	DOUGLAS DC-8-70			1	1	
DC93	DOUGLAS DC-9-30			1		1
DC95	DOUGLAS DC-9-50					1
DH8A	DHC-8-100 DASH 8	5	6	4	2	6
DH8B	DHC-8-200 DASH 8		1	3	3	1
DH8C	DHC-8-300 DASH 8	18	16	6	8	
DH8D	DHC-8-400 DASH 8	147	173	150	162	176
DHC4	DE HAVILLAND CANADA DHC-4 CARIBOU					1
DHC6	DHC-6 TWIN OTTER	10	5	12	13	9
DHC7	DHC-7 DASH 7				1	
DO28	DORNIER DO-28A/B					1
DV20	DA-20/22, DIAMOND		1		1	
E110	EMBRAER EMB-110/111BANDEIRANTE	1		2		
E120	EMBRAER EMB-120 BRASILIA	22	23	21	23	22
E135	EMBRAER ERJ-135	97	103	105	85	49
E145	EMBRAER EMB-145, ERJ-145	77	72	106	116	105
E170	EMBRAER 170, 175	113	138	124	111	128
E190	EMBRAER 190, 195	266	284	328	308	389
E35L	LEGACY,600,650,VC-99B LEGACY,VC-99B LEGACY 600,EMB-135BJ				16	58
E45X	EMBRAER EMB-145XR, ERJ-145XR		1		3	3
E500	EXTRA EA-500				7	
E50P	EMB-500 PHENOM 100	21	22	26	28	47
E545	EMB-545 LEGACY 450				1	4
E550	EMB-550 LEGACY 500			1	3	10
E55P	EMB-505 PHENOM 300	8	23	41	43	80
EA50	ECLIPSE 500			2	3	1
EC20	EUROCOPTER, EC-120 COLIBRI	1	3		2	3
EC25	EUROCOPTER, EC-725 COUGAR			1		
EC30	EUROCOPTER, EC-130		1		5	2
EC35	EUROCOPTER, EC-135	1	1	5	4	5
EC45	EUROCOPTER, EC-145	1	1	4	1	

Aircraft type code	Aircraft type description	2013 totals	2014 totals	2015 totals	2016 totals	2017 totals
EC55	EUROCOPTER, EC-155	5	4	4	7	2
EC75	EUROCOPTER, EC-175				1	1
EPIC	EPIC DYNASTY		1	2		1
EVOT	LANCAIR EVOLUTION TURBINE			1		
EXPL	MD HELICOPTERS, MD-902, MD-900 EXPLORER	1			2	1
F100	FOKKER 100, FOKKER F28 MK0100	119	113	117	110	86
F27	FOKKER F-27 FRIENDSHIP	3				1
F28	FOKKER F-28 FELLOWSHIP		1	1		
F2TH	DASSAULT FALCON 2000/2000 EX	92	120	133	134	130
F406	CESSNA F406 CARAVAN 2	4	1	6	2	7
F50	FOKKER 50, FOKKER F27 MK050	53	41	37	24	20
F70	FOKKER 70, FOKKER F28 MK0070	35	17	26	24	9
F900	DASSAULT FALCON-MYSTERE 900	83	92	93	90	109
FA10	DASSAULT FALCON-MYSTERE 10/100	4	1	4		3
FA20	DASSAULT FALCON-MYSTERE 20/200	1	2	3		3
FA50	DASSAULT FALCON-MYSTERE 50	30	16	15	13	30
FA7X	DASSAULT, FALCON 7X	51	69	95	90	91
FA8X	DASSAULT FALCON 8X					6
G150	IAI, GULFSTREAM G150	10	8	7	8	12
G200	AKROTECH/GILES G-200		1	1	1	
G280	GULFSTREAM G280	6	7	8	7	8
GALX	IAI, 1126 GALAXY, GULFSTREAM G200	20	23	23	27	27
GAZL	EUROCOPTER, SA-341/342 GAZELLE	1				
GL5T	BOMBARDIER, BD-700 GLOBAL 5000	20	52	34	47	51
GLEX	BOMBARDIER BD-700 GLOBAL EXPRESS/6000	60	98	100	121	137
GLF2	GULFSTREAM AMERICAN, GULFSTREAM 2	2	1	2	4	
GLF3	GULFSTREAM AEROSPACE, GULFSTREAM 3	3	1	4	3	2
GLF4	GULFSTREAM AEROSPACE, G-4/G-4X, G350, G400, G450	71	63	86	100	118
GLF5	GULFSTREAM AEROSPACE, G500, G550	74	96	100	132	131
GLF6	GULFSTREAM AEROSPACE, GULFSTREAM G650	2	9	19	45	67
H25A	HS-125-1/2/3/400/600	4	6		4	1
H25B	HAWKER 750/800XP/850XP/900XP/BAE 125-800	127	118	109	126	98
H25C	BAE-125-1000	5	5	3	10	2
H269	HUGHES 269 SKY NIGHT	1				
HA4T	RAYTHEON - BEECHCRAFT, HAWKER 4000	3	6	4	6	9
HDJT	HA-420 HONDAJET				1	3
IL62	ILYUSHIN IL-62			1	2	3
IL76	ILYUSHIN IL-76/78,GAJARAJ	40	39	35	52	36
IL96	ILYUSHIN IL-96	17	13	12	10	7
J328	FAIRCHILD DORNIER 328JET, ENVOY 3	21	16	24	18	21
JS31	BAE-3100 JETSTREAM 31	5	10	7	2	3
JS32	BAE-3200 JETSTREAM SUPER 31	7	22	11	11	11
JS41	BAE-4100 JETSTREAM 41	6	5	7	2	4
JU52	JUNKERS JU 52	2			1	
KA27	KAMOV, KA-32, 31, 29, 28, 27			1		2
L29	AERO (2) DELFIN			1		
L29B	LOCKHEED L-1329 JETSTAR 2/731		1			
L410	LET L-410/420 TURBOLET	32	19	26	15	10
LJ24	LEARJET 24	1				
LJ31	LEARJET 31	6	9	3	5	6

Aircraft type code	Aircraft type description	2013 totals	2014 totals	2015 totals	2016 totals	2017 totals
LJ35	LEARJET 35, 36	23	22	45	40	31
LJ40	LEARJET, 40	10	5	1	3	7
LJ45	LEARJET 45	40	63	37	49	40
LJ55	LEARJET 55	8	7	12	2	7
LJ60	LEARJET 60	57	44	37	30	31
LJ75	LEARJET 75			4	10	10
M20T	MOONEY M-20K/M		1		1	1
MD11	MD-11	58	55	51	43	37
MD81	MD-81	2				1
MD82	MD-82	45	36	43	46	49
MD83	MD-83	46	37	16	13	28
MD87	MD-87	4	4	3	1	4
MD88	MD-88	1	3	3	1	3
MD90	MD-90				1	
MI8	MIL, MI-8	1	2	1		2
MU2	MITSUBISHI MU-2	1			3	
MU30	MITSUBISHI MU-300 DIAMOND			1		1
NR	NOT RELEVANT	1	2	2		3
P180	PIAGGIO P-180 AVANTI	33	24	40	40	43
P210	AVIONES COLOMBIA		1			
P46T	PIPER PA-46-500TP MALIBU MERIDIAN			1		4
P68	P-68, P-68 OBSERVER, PARTENAVIA, VULCANAIR, TANEJA					1
PA23	PIPER PA-23-150/160 APACHE	3	3		1	1
PA28	PIPER PA-28 CHEROKEE	1		2		1
PA31	PIPER PA-31/31P NAVAJO	6	11	6	5	7
PA32	PIPER PA-32 CHEROKEE	1	1	3		
PA34	PIPER PA-34 SENECA		3	3	5	3
PA46	PIPER PA-46 MALIBU	4	10	5	1	3
PAY1	PIPER CHEYENNE 1		2	1		
PAY2	PIPER CHEYENNE 2	3	4	1	1	1
PAY3	PIPER CHEYENNE 3	7	5	13	3	3
PAY4	PIPER CHEYENNE 400	2		7	2	
PC12	PILATUS PC-12	14	21	29	47	40
PC6P	PILATUS PC-6 PORTER				2	1
PRM1	RAYTHEON, PREMIER 1	30	23	30	38	29
PSW4	PZL-SWIDNIK SW-4 MALUCH		1	1		
R22	ROBINSON R-22			2	1	
R44	ROBINSON R-44	1		2	1	3
RF6	SLINGSBY T-67 FIREFLY			1		
RJ1H	BAE RJ-100	60	42	50	51	17
RJ70	BAE RJ-70		1	1		1
RJ85	BAE RJ-85	34	32	40	29	25
S64	SIKORSKY S-64 SKYCRANE					1
S65C	AEROSPATIALE, SA-365C DAUPHIN 2			1		
S76	SIKORSKY S-76,H-76,AUH-76	1		2	4	3
S92	SIKORSKY, S-92 HELIBUS			2	1	1
SB20	SAAB 2000	32	39	28	33	29
SBR1	NA-265 SABRELINER 40/50/60	1				
SC7	SHORT SC-7 SKYVAN		1			2
SF34	SAAB SF-340	69	61	75	81	86

Aircraft type code	Aircraft type description	2013 totals	2014 totals	2015 totals	2016 totals	2017 totals
SF50	SF-50 VISION JET					1
SH33	SHORT 330,SHERPA (C-23)					1
SH36	SHORT 360	2	10	5	5	3
SHIP	AIRSHIP			1		
SR20	CIRRUS SR-20/SR-20 SRV			1	1	
SR22	CIRRUS SR-22	1		4		1
SU95	SUKHOI SUPERJET 100-95	8	21	33	29	32
SW2	SWEARINGEN SA-26 MERLIN 2	2	1	1		1
SW3	FAIRCHILD SA-226TB, SA-227TT	13	8	10	10	7
SW4	FAIRCHILD SA-226TC, SA-227AC/AT, SA-227BC METRO	52	37	46	39	29
T134	TUPOLEV TU-134			1		
T154	TUPOLEV TU-154	6	4			
T204	TUPOLEV TU-204/214/224/234	18	19	17	9	8
TB20	AEROSPATIALE TRINIDAD TB-20			1		
TBM7	SOCATA TBM-700	2	1	1	1	1
TBM8	TBM-850				2	1
TBM9	DAHER SOCATA TBM-900					1
TRIS	BN-2A MK3 TRISLANDER	1	1	3	1	
UN	UNKNOWN	2	1	3	7	3
WW24	IAI 1124 WESTWIND, SEA SCAN	1		3	5	2
XA42	SBACH 342, XTREMEAIR			1		
YK40	YAK-40		3	1		1
YK42	YAK-42/142	26	20	6	8	2

The distribution of SAFA inspections by aircraft manufacturers is in line with the volume of traffic performed with the respective types; meaning that Airbus 319/320 and Boeing B-737 aircraft families were the most inspected. As per previous years, also for the period from 2013 to 2017, the focus of ramp inspections remained on commercial aeroplane operations, but also covering some general aviation and helicopter operations.

## Appendix D – Operators inspected

(Listed in alphabetical order)

Operator Name	Operator Code	Operator State Name	Total inspections				
			2013	2014	2015	2016	2017
(JATE) - JORDAN AVIATION	JAV	Jordan	12	14	14	7	4
2 EXCEL AVIATION LTD	BRO	United Kingdom	3	1	2	1	3
223 FLIGHT UNIT STATE AIRLINE	CHD	Russian Federation	2				
224TH FLIGHT UNIT	TTF	Russian Federation	6	8	2		
247 JET LTD	TWF	United Kingdom	2	4	1		
5113 INC. TRUSTEE	9WZ	United States of America					1
650584 ALBERTA INC (LATITUDE AIR AMBULANCE)	2AL	Canada			1	2	3
AA767 LLC, TETERBORO	8KV	United States of America	1	2		1	
ABBOTT LABORATORIES INC.	5BB	United States of America					1
ABC AEROLINEAS S.A. DE C.V	AIJ	Mexico		1	3		2
ABC BEDARFSFLUG GMBH	FTY	Austria	6	8	11	9	10
ABC HUNGARY	AHU	Hungary	3	2	6		
ABELAG AVIATION	AAB	Belgium	23	23	19	18	16
ABERDAIR AVIATION GH LTD	ROH	Ghana			2		
ABERDAIR AVIATION LTD	BDV	Kenya			3		
ABS JETS	ABP	Czech Republic	6	11	10	12	12
ABX AIR, INC. (WILMINGTON, OH)	ABX	United States of America	7	4	5		1
AC AVIATION COMPANY LTD. dba BANGKOK JETS	ACJ	Thailand				1	
AC AVIATION SERVICES LLC	9LC	United States of America			1		
ACASS CANADA LTD.	6NH	Canada			1		3
ACASS SAN MARINO S.R.L.	5AC	San Marino					1
ACE AVIATION SERVICES	6AB	United States of America	1				
ACM AIR CHARTER GMBH	BVR	Germany	6	6	9	6	9
ACP JET CHARTERS	RKS	United States of America				1	2
ACROPOLIS AVIATION LTD	CRV	United Kingdom		2	2	2	1

Operator Name	Operator Code	Operator State Name	Total inspections				
			2013	2014	2015	2016	2017
ACT HAVAYOLLARI AS	RUN	Turkey	12	14	12	14	11
ADAC LUFTRETTUNG GmbH	9AL	Germany					1
ADO HAVACILIK A.S.	6TE	Turkey	2	1	1	1	
ADRIA AIRWAYS	ADR	Slovenia	51	45	39	51	47
ADVANCED AIR MANAGEMENT	2AD	United States of America				1	
ADVANTAGE AVIATION CHARTER LLC	9DV	United States of America					1
AEGEAN AIRLINES S.A.	AEE	Greece	64	78	85	81	85
AEOLIAN AIRLINES S.A.	AOL	Greece	2				
AEOLUS AIR LIMITED	AAZ	Gambia		7	3		
AER LINGUS TEORANTA	EIN	Ireland	65	53	50	48	52
AERCAP	8PC	Ireland				1	
AERO 4M D.O.O.	AEH	Slovenia		4		7	13
AERO AIR LLC (HILLSBORO, OR)	WIL	United States of America	1			1	
AERO CONTRACTORS COMPANY	NIG	Nigeria		1			
AERO GmbH	7AX	Germany				2	
AERO PERSONAL. SA. DE C.V.	PNL	Mexico		3			
AERO RIO TAXI AEREO LTDA.	6KE	Brazil		1			
AERO SKY S.L.	ASK	Spain		1			
AERO SOTRAVIA	5ST	France				1	
AERO VICS, SA DE CV	ARI	Mexico					1
AERO WAYS, INC. (NEW CASTLE, DE)	TKK	United States of America		1			
AERO-CHARTER UKRAINE LTD.	UCR	Ukraine	4				
AEROCLUB DE TOURAINE	1AD	France					1
AERODATA INTERNATIONAL SURVEYS BVBA	8AZ	Belgium					2
AERODIENST GMBH, NURNBURG	ADN	Germany	10	10	9	11	7
AERODYNAMICS MALAGA, S.L.	DNC	Spain	5	1	2	3	
AEROFLOT - RUSSIAN INT. AIRL.	AFL	Russian Federation	149	143	127	131	116
AEROFLOT DON/DONAVIA	DNV	Russian Federation	3	6	6		
AEROGRO GmbH	9GH	Germany				1	
AEROJET	DRT	France	2				



Operator Name	Operator Code	Operator State Name	Total inspections				
			2013	2014	2015	2016	2017
AEROJET LIMITED	AJ1	Isle of Man				1	
AEROJET LTD	BJU	Ukraine	8	6	1		2
AEROLANE-LINEAS AEREAS NACIONALES DEL ECUADOR S.A.	LNE	Ecuador	5	6	3	3	9
AEROLIMOUSINE LTD.	LIN	Russian Federation	2	2	1	4	
AEROLINEAS ARGENTINAS	ARG	Argentina	17	15	14	13	12
AEROLINEAS SOL, S.A. DE C.V.	SOD	Mexico			1		
AEROLOGIC	BOX	Germany	4	4	8	7	5
AEROMANAGEMENT GROUP	1EG	United States of America					1
AEROMANAGER SDN. BHD.	9MG	Malaysia					2
AEROMARINE	7AE	Madagascar	2	1	2	1	
AEROMECANIC S.A.S	2AM	France				1	
AERONEXUS CORPORATE PTY LTD	ARN	South Africa	3	3	4	4	5
AERONOVA	OVA	Spain	16	8	9	3	15
AEROPA S.R.L.	AAU	Italy					1
AEROPARTNER A.S.	DFC	Czech Republic	4	7	10	6	8
AEROSERVICIOS CARABOBO (ASERCA)	OCA	Venezuela					2
AEROSPACE ONE	OAN	Greece	1	3			
AEROSTAR	UAR	Ukraine	2	4	10	2	4
AEROSVIT AIRLINES	AEW	Ukraine	3				
AEROTAXI MEXICANO, S.A. DE C.V.	MXO	Mexico				1	
AEROTAXI S.R.O.	ITE	Czech Republic		1	1	4	4
AEROTAXI VILLA RICA, S.A. DE C.V.	VRI	Mexico				1	
AEROTAXIS METROPOLITANOS, S.A. DE C.V.	MTB	Mexico			2		1
AEROTRASCARGO SRL	ATG	Moldova			3	9	16
AEROVIAS DE MEXICO, S.A. DE CV	AMX	Mexico	23	15	18	14	11
AEROVIP	RVP	Portugal	1		3		
AEROVIS AIRLINERS LTD.	VIZ	Ukraine					4
AEROVISION	AOV	France	11	9	6	5	3
AEROWAYS GMBH	2AW	Germany		3	2	4	1
AEROWEST GmbH	6HG	Germany	3	7	10	6	11

Operator Name	Operator Code	Operator State Name	Total inspections				
			2013	2014	2015	2016	2017
AFMA AVIATION LTD.	9AF	Isle of Man				1	
AFRICAN AIRLINES INTERNATIONAL	AIK	Kenya	1				
AFRICAN EXPRESS AIRWAYS	AXK	Kenya		3			
AFRIJET BUSINESS SERVICE	ABS	Gabon	2	1	1	1	
AFRIQYAH AIRWAYS	AAW	Libya	4	4	7	5	7
AFS ALPINE FLIGHTSERVICE GmbH	9MR	Austria			1	2	1
AG AIR LTD	AGA	Georgia	2	6			
AGATA S.A.	9AG	Poland					1
AGILES AVIATION GMBH	5AA	Austria	1				
AHK AIR HONG KONG LIMITED	AHK	Hong Kong					1
AHS AIR INTERNATIONAL	AHS	Pakistan		3	3		
AIGLE AZUR	AAF	France	1	3	1	3	8
AIM AIR	AAM	Moldova				2	
AIR ALANNA LTD (DART)	ALX	Ukraine		4	8	7	22
AIR ALGERIE	DAH	Algeria	64	62	66	69	67
AIR ALLIANCE EXPRESS	AYY	Germany	6	6	9	5	7
AIR ALMATY	LMY	Kazakhstan		1		1	1
AIR ALPS AVIATION G.M.B.H.	LPV	Austria		2			
AIR ALSIE A/S	MMD	Denmark	12	20	21	14	17
AIR AMERICA	AMI	United States of America	1				
AIR ARABIA	ABY	United Arab Emirates	7	11	9	8	12
AIR ARABIA JORDAN	JAD	Jordan	2	2		1	1
AIR ARABIA MAROC	MAC	Morocco	23	27	27	30	37
AIR ARMENIA	ARR	Armenia	3	9			
AIR ASTANA	KZR	Kazakhstan	25	44	44	44	46
AIR ATLANTA ICELANDIC	ABD	Iceland	19	16	19	15	12
AIR ATLANTIC (NIG) LIMITED	ANI	Nigeria				1	
AIR AUSTRAL	REU	France				1	1
AIR BALTIC CORPORATION SIA	BTI	Latvia	72	66	51	60	67
AIR BASHKORTOSTAN	BBT	Russian Federation	4				

Operator Name	Operator Code	Operator State Name	Total inspections				
			2013	2014	2015	2016	2017
AIR BERLIN, INC.	BER	Germany	51	49	45	50	67
AIR BLUE	ABQ	Pakistan	5	6	6	3	2
AIR BOHEMIA	BOH	Czech Republic	5	2	14	3	2
AIR BORINQUEN, INC.	3BQ	United States of America	1	1			
AIR BRIDGE CARGO	ABW	Russian Federation	13	10	23	25	17
AIR BRIGHT LTD	RBI	Bulgaria	5	4	3		
AIR BUCHAREST	BUR	Romania	8	4	6	6	3
AIR CAIRO	MSC	Egypt	11	5	12	11	21
AIR CALEDONIE INTERNATIONAL	ACI	France					1
AIR CANADA	ACA	Canada	40	38	50	48	48
AIR CANADA ROUGE	ROU	Canada	4	13	20	16	33
AIR CARAIBES ATLANTIQUE	CAJ	France	1	1	2	1	
AIR CARGO CARRIERS, LLC	SNC	United States of America					1
AIR CARGO GLOBAL	CCC	Slovak Republic		4	17	6	9
AIR CENTURY, S.A.	CEY	Dominican Republic	1	3			1
AIR CHARTER LIMITED	2AI	Switzerland			1		
AIR CHARTER SCOTLAND LTD	EDC	United Kingdom	11	10	10	9	8
AIR CHARTERS EUROPE	RCC	the Netherlands	1				
AIR CHINA	CCA	China	50	66	68	53	55
AIR CHINA CARGO CO., LTD	CAO	China	12	12	7	12	11
AIR CM GLOBAL LTD.	RJR	Malta					3
AIR COMPANY JUPITER JET LLP	AMA	Kazakhstan	2	1	1		
AIR CORPORATE S.R.L.	CPV	Italy		1		2	
AIR CORSICA	CCM	France	2	2	1	5	4
AIR COTE D-IVOIRE	VRE	Ivory Coast		1			
AIR DOLOMITI	DLA	Italy	13	8	13	11	13
AIR ECLIPSE INTERNATIONAL S.R.L.	3AE	San Marino					1
AIR ENKA	6GH	Turkey	2	3	1	2	2
AIR EUROPA	AEA	Spain	29	23	35	28	25
AIR EXPLORE SRO	AXE	Slovak Republic	19	19	29	17	21

Operator Name	Operator Code	Operator State Name	Total inspections				
			2013	2014	2015	2016	2017
AIR FLEET OPERATIONS LTD.	7FD	United Kingdom				1	
AIR FRANCE	AFR	France	74	68	86	59	71
AIR GATO	6NP	United States of America	1				
AIR GEORGIA	AGF	Georgia					1
AIR GHANA	GHN	Ghana					1
AIR GLACIERS SA	AGV	Switzerland	4	3	3	5	5
AIR GO EGYPT	AGY	Egypt		4	1		
AIR GREENLAND A/S	GRL	Denmark		1	4	3	
AIR GUYANE/ANTILLES EXPRESS	GUY	France		1	1	1	1
AIR HAMBURG	AHO	Germany	15	20	39	36	36
AIR HORIZONT LTD	HAT	Malta			6	24	17
AIR IBERIA	6LD	Georgia			1		
AIR INDEPENDENCE GmbH	6JA	Austria	3	2	4	1	3
AIR INDEPENDENCE GMBH, MUNCHEN	DLY	Germany		1	1		4
AIR INDIA	AIC	India	25	31	41	57	59
AIR INDIA EXPRESS	AXB	India		9	15	12	13
AIR INVEST	HKH	Hungary		2	3	1	3
AIR ITM	MQT	France	1			1	1
AIR JAPAN CO. LTD	AJX	Japan				1	
AIR JETSUL	AJU	Portugal	4	4	5	4	7
AIR KILROE (EASTERN AIRWAYS)	EZE	United Kingdom	9	14	11	12	9
AIR LAVO GEIE	4AL	Luxembourg				1	
AIR LAZUR - GENERAL AVIATION	LZR	Bulgaria	4	2	1		
AIR LEASE CORPORATION	9AR	United States of America				1	1
AIR LEISURE	ALD	Egypt		2			
AIR LIBYA TIBESTI	TLR	Libya		1			
AIR LIFT INTERNATIONAL GHANA	ALE	Ghana	1				
AIR LITUANICA	LTU	Lithuania	2	7			
AIR LLOYD DEUTSCHE HELICOPTER	6GO	Germany		1		2	
AIR MADAGASCAR	MDG	Madagascar	18	16	14	14	14

Operator Name	Operator Code	Operator State Name	Total inspections				
			2013	2014	2015	2016	2017
AIR MALTA PLC	AMC	Malta	33	33	28	23	27
AIR MANA	EFC	France	2	1			
AIR MAURITIUS LIMITED	MAU	Mauritius	13	12	12	9	14
AIR MAX LTD.	RMX	Bulgaria	1				
AIR MEDICAL LTD	MCD	United Kingdom	2	5	8		
AIR MEDITERRANEAN S.A.	MAR	Greece					9
AIR MEDITERRANEE	BIE	France	12	9	7		
AIR MOLDOVA	MLD	Moldova	28	28	36	47	45
AIR NAMIBIA (PTY) LTD	NMB	Namibia	5	5	6	7	8
AIR NEW ZEALAND LTD.	ANZ	New Zealand	8	8	13	10	11
AIR NIUGINI	ANG	Papua New Guinea			1	1	2
AIR NOSTRUM	ANE	Spain	23	18	17	20	30
AIR OCEAN MAROC	8CM	Morocco			2	1	1
AIR ONE	ADH	Italy	8	18	1		
AIR ONE AVIATION	1AE	Germany			1	1	
AIR ONE AVIATION PVT. LTD.	7XC	India				2	1
AIR ONIX	ONX	Ukraine	15				
AIR PACIFIC	FJI	Fiji				2	2
AIR PANNONIA	7NN	Croatia			2	2	6
AIR PARADISE (SAN JUAN, PR)	PDI	United States of America				1	1
AIR PEACE LIMITED	APK	Nigeria			2		
AIR PHILIPPINES CORPORATION dba PAL EXPRESS	GAP	Philippines		4	2		
AIR PINK	PNK	Republic of Serbia	36	30	24	24	20
AIR PRAGUE S.R.O.	PRG	Czech Republic	7	4	6	3	2
AIR RAROTONGA LTD.	9RW	Cook Islands					1
AIR RUTTER INTERNATIONAL	6JK	United States of America		2		1	
AIR SAINT PIERRE	SPM	France		1	1	1	1
AIR SERBIA (AD BEOGRAD)	ASL	Republic of Serbia	74	92	77	88	70
AIR SERVICE LIEGE	BNJ	Belgium	18	15	11	13	17
AIR SEYCHELLES	SEY	Seychelles			2	9	8

Operator Name	Operator Code	Operator State Name	Total inspections				
			2013	2014	2015	2016	2017
AIR STORK SRL	9KX	Moldova				1	2
AIR SUNSHINE INC.	RSI	United States of America		1			1
AIR TAHITI NUI	THT	France	2	1			
AIR TAXI & CHARTER INTL.	IBJ	Spain	3	4	6	2	6
AIR TRAFFIC GMBH DUSSELDORF	ATJ	Germany	7	6			
AIR TRANSAT	TSC	Canada	33	30	27	36	28
AIR TRANSPORT EUROPE, LTD	EAT	Slovak Republic	6	4	5	12	2
AIR TRANSPORT INTERNATIONAL	ATN	United States of America	3	6			
AIR TRUST JSC	RTR	Kazakhstan	1				
AIR UKRAINE	UKR	Ukraine			1	2	
AIR URGA	URG	Ukraine	3		1	2	
AIR VANUATU	AVN	Vanuatu	4	5	2	2	4
AIR VIA	VIM	Bulgaria	30	26	28	7	
AIR VOLTA	VLB	Bulgaria		1	2	3	4
AIR WISCONSIN AIRLINES CORPORATION	AWI	United States of America			1	3	1
AIR X CHARTER (GERMANY) GMBH & CO. KG	AXG	Germany	10	5	6	11	12
AIR X CHARTER LTD	AXY	Malta	5	9	22	25	41
AIRAILES	EOL	France					5
AIRASIA SDN BHD	AXM	Malaysia			1	2	1
AIRASIA X SDN BHD (XANADU)	XAX	Malaysia		15	14	3	2
AIRBORNE INC	9IN	United States of America		2		1	
AIRBUS TRANSPORT INTERNATIONAL	BGA	France	2	3	1	3	2
AIRCOMPANY ARMENIA	NGT	Armenia				1	
AIRCOMPANY ATLASJET UKRAINE (ATLASGLOBAL)	UJX	Ukraine		1	8	13	24
AIRCOMPANY BRAVO AIR LTD	BRZ	Georgia			3	5	1
AIRCOMPANY GRODNO	GRX	Belarus		3	3	14	2
AIRCOMPANY POLET, CJSC	POT	Russian Federation	14	4			
AIRCOMPANY TATARSTAN, OJSC	TAK	Russian Federation	19				
AIRCOMPANY YAKUTIA	SYL	Russian Federation	23	10	1	1	1
Aircompany ZetAvia	ZAV	Ukraine		2	1	3	2

Operator Name	Operator Code	Operator State Name	Total inspections				
			2013	2014	2015	2016	2017
Aircopmpany "Rosavia" LTD	URA	Ukraine					1
AIRCRAFT BBJ 37583 AVV	2AB	Aruba			1		
AIRCRAFT GUARANTY	8BS	United States of America	1	1		1	5
AIRCRAFT MAINTENANCE COMPANY (AMC AIRLINES)	AMV	Egypt	5	4	1	1	12
AIRCRAFT MANAGEMENT AND CONSULTING SP. Z.O.O.	AMQ	Poland				5	9
AIREST	AEG	Estonia	3	4	5	13	17
AIRFIX AVIATION	FIX	Finland	15	8	6		
AIRGO PRIVATE AIRLINE GMBH	XGO	Germany	8	8	7	10	6
AIRGREEN s.r.l.	9GR	Italy			1		
AIRINTER1	HRV	Chad				1	
AIRJET EXPLORACAO AEREA DE CARGA, PASSAGEIROS E CORREIOS, LDA	MBC	Angola	3				
AIRJET LTD.	5AJ	Isle of Man					1
AIRLEC	ARL	France	3	5	6	5	3
AIRLIFT AS	9FT	Norway					1
AIRLINAIR PORTUGAL	RLP	Portugal	2				
AIRLINE TAIMYR JSC dba NORDSTAR	TYA	Russian Federation	10	5	18	10	8
AIRLINK AIRWAYS	HYR	Ireland	5	7	3	8	5
AIRLINK LUFTVERKEHRS GESELL.	JAR	Austria	5	5	6	7	8
AIRMED INTER.INC. (MEDJET INT)	MEJ	United States of America	2	1		1	1
AIRMID AVIATION	7AA	India		1	1	1	
AIRNIMBUS	NIM	Portugal	3	2	2	5	2
AIRSERVICE BREMGARTEN GmbH	7EN	Germany				1	1
AIRSTREAM A.S.	AQS	Czech Republic				1	6
AIRTANKER SERVICES LTD.	TOW	United Kingdom				1	2
AIR-TAXI EUROPE GmbH	TWG	Germany	3	1	6	2	3
AIRTIME CHARTERS	IME	United Kingdom				1	
AIRVALLEE S.P.A.-(VAL D'AOSTE)	RVL	Italy			7		
AIRWING A/S	NWG	Norway	2	1	8	6	6
AIS AIRLINES	PNX	the Netherlands	2	14	4	8	9
AK BARS AERO	BGM	Russian Federation	13	9	3		

Operator Name	Operator Code	Operator State Name	Total inspections				
			2013	2014	2015	2016	2017
AK HAVACILIK	6KC	Turkey	2	2	1	2	2
AL ATHEER TRADING COMPANY	3AT	Saudi Arabia					1
AL JABER AVIATION	LJB	United Arab Emirates	2	1		2	2
ALASKA AIRLINES INC.	ASA	United States of America				1	3
ALBA SERVIZI AEROTRASPORTI SPA	AFQ	Italy	3	3	3	5	3
ALBA STAR	LAV	Spain	17	14	18	23	20
ALBAWINGS	AWT	Albania				5	3
ALBINATI AERONAUTICS	LUC	Switzerland	6	5	6	5	7
ALBINATI AVIATION LTD	ULC	Malta			4	7	9
ALEXANDRIA AIRLINES	KHH	Egypt					1
ALFA AIR	ALM	Morocco	2		2		
ALIANZA GLANCELOT (ALBATROSS AIRLINES) C.A.	GAL	Venezuela					2
ALIPARMA	PAJ	Italy	3	2	2	2	1
ALITALIA - SOCIETA AEREA ITALIANA S.P.A.	AZA	Italy	85	63	73	61	58
ALITALIA CITYLINER	CYL	Italy	19	28	19	19	17
ALIVEN	LVN	Italy	6	5	3		
ALK JSC	VBB	Bulgaria				6	8
ALKAN AIR	1AR	Egypt			1		2
ALL NIPPON AIRWAYS CO., LTD.	ANA	Japan	11	18	21	19	21
ALLIANCE AIR	LLR	India		1			
ALLIANCE JET	2NJ	Russian Federation				1	
ALLPOINTS JET CO., LTD	ALP	China				1	
ALM JET LIMITED	1ML	Isle of Man	1		1		1
ALMAJET	AJL	France	1				
ALMASRIA UNIVERSAL AIRLINES	LMU	Egypt	3			2	14
ALMI POLSKA Sp. z.o.o.	7AM	Poland		1			
ALMONDINE LIMITED	8MD	Isle of Man		2	1		
ALN Ltd.	9AX	Barbados			1		1
AL-NASER AIRLINES	MHK	Iraq	2	1		2	
ALPHA AIR	ELZ	Bulgaria	1	1			



Operator Name	Operator Code	Operator State Name	Total inspections				
			2013	2014	2015	2016	2017
ALPHA AVIATION	ALA	Czech Republic					1
ALPHA STAR CHARTER	STT	Saudi Arabia			4	6	2
ALPHA WINGS	3AW	United States of America				1	
ALPHAJET	2AJ	Slovak Republic		2	3	2	
ALPLA AIR CHARTER GmbH	7AP	Austria				2	1
AL-RAFEDAIN FALCON AIR CARGO	RFA	Iraq			1		
ALROSA COMPANY LTD MIRNY AIR	DRU	Russian Federation		1		2	2
ALTAIR AVV	7VV	Aruba				2	1
ALTENRHEIN LUFTFAHRT GmbH (dba PEOPLES VIENNALINE)	PEV	Austria		2	2	2	6
AMAC CORPORATE JET AG	8AM	Switzerland				3	1
AMAPOLA FLYG AB	APF	Sweden				1	1
AMERICAN AIRLINES INC AND/OR US AIRWAYS INC	AAL	United States of America	55	63	57	44	45
AMERICAN FLYING JET	1AF	United States of America					1
AMERIFLIGHT, INC. (BURBANK)	AMF	United States of America	1	1	1	1	2
AMERIJET INTERNATIONAL	AJT	United States of America	12	13	10	7	8
AMGEN	9XE	United States of America				1	
AMJET EXECUTIVE	AMJ	Greece	1	3	1	2	4
AMS AIRLINES LLC	GEO	Georgia				3	4
ANDA AIR LLC	SSV	Ukraine					7
ANFAJET	5JF	Morocco	1		1	1	
ANGLO OPERATION LTD dba ANGLO AMERICAN SOUTH AFRICA	AJZ	South Africa		1			
ANGUILLA AIR SERVICES	AXL	Anguilla	4	5	4	5	4
ANTAIR, S.A. DE C.V.	TIR	Mexico	1				
ANTONOV COMPANY	ADB	Ukraine	19	16	17	23	28
AP JETS PTY LIMITED	9AP	Australia			1	2	
APOLLO AVIATION	9NL	United States of America				1	
ARAB WINGS COMPANY	AWS	Jordan	3	5	1	2	1
ARABASCO AIR SERVICES	AAP	Saudi Arabia	1				
ARAMCO ASSOCIATED CO	6LY	United States of America	1		1		
ARAVCO LTD.	ARV	United Kingdom		2	1		

Operator Name	Operator Code	Operator State Name	Total inspections				
			2013	2014	2015	2016	2017
ARC EN CIEL	JMS	Senegal					1
ARCUS-AIR GMBH & CO KG	AZE	Germany	17	9	13	8	23
ARENA AVIATION Ltd.	REN	United Kingdom		3	2	4	3
ARIANA AFGHAN AIRLINES	AFG	Afghanistan	1	4	4	3	4
ARIK AIR LTD	ARA	Nigeria	7	8	10	8	1
ARKAS AIR	8BI	Turkey	4	4	6	3	6
ARKEA CREDIT BAIL	7CR	France			1		
ARKIA ISRAELI AIRLINES	AIZ	Israel	26	27	24	14	15
ARKIA LLC	1RK	United States of America				1	
ARMAVIA	RNV	Armenia	2				
ARROW AVIATION LTD	HEZ	Israel	3	4	2	3	2
ART AVIATION FLUGBETRIEBS GMBH	OES	Austria	1	1	1	1	2
ARTJET LTD	1MA	Isle of Man	2	1	1	1	
ARTJET LTD (SAN MARINO)	6AJ	San Marino				4	1
ASHLEY AVIATION Ltd.	9AS	India			1		
ASI PUDJIASTUTI AVIATION, PT.	SQS	Indonesia			2	1	2
ASIA AIRWAYS	6MA	Tajikistan			1		
ASIALINK CARGO EXPRESS, PT.	AKC	Indonesia				3	2
ASIAN EXPRESS	TXP	Tajikistan				1	
ASIANA AIRLINES	AAR	Korea / South Korea	24	22	20	25	26
ASL AIRLINES (HUNGARY) KFT.	FAH	Hungary		3	8	11	10
ASL AIRLINES (IRELAND) LTD dba AIR CONTRACTORS	ABR	Ireland	25	25	20	20	24
ASL AIRLINES (SPAIN)	PNR	Spain	7	12	11	10	11
ASL AIRLINES (SWITZERLAND) AG	FAT	Switzerland	27	23	11	11	4
ASL AIRLINES BELGIUM	TAY	Belgium	38	26	31	35	35
ASL AIRLINES FRANCE	FPO	France	26	21	27	34	30
ASL AIRLINES LIMITED	7LL	Ireland			1		
ASL BV	3AS	the Netherlands	3	3	2		
ASPERBRAS	9BS	Brazil			2		
ASSIST AVIATION	9AA	Madagascar	1	1			

Operator Name	Operator Code	Operator State Name	Total inspections				
			2013	2014	2015	2016	2017
ASTONJET	ASJ	France	1	3	6	7	11
ASTOR STREET ASSET MANAGEMENT	9SN	United States of America			1		
ASTRA AIRLINES	AZI	Greece	3	8	8	20	13
ASW AIR SERVICE	6AW	Cayman Islands					2
ATA AIRLINES	TBZ	Iran	5	6	2	6	12
ATLANTIC AIRWAYS FAROE ISLANDS	FLI	Denmark	13	8	8	20	15
ATLANTIC SOUTHEAST AIRLINES	ASQ	United States of America				5	2
ATLANTIQUE AIR ASSISTANCE	TLB	France	1	1			1
ATLANTIS EUROPEAN AIRWAYS	LUR	Armenia				4	17
ATLAS AIR SERVICE	ATL	Germany	13	10	5	8	9
ATLAS AIR, INC. (PURCHASE, NY)	GTI	United States of America	21	23	26	25	24
ATLAS EXECUTIVE AIR	LSX	Spain	2		1		
ATLAS HELICOPTER LIMITED	TDT	United Kingdom		1			
ATLASJET HAVACILIK AS	KKK	Turkey	25	25	25	40	38
ATP HAVALICILIK TICARET A.S	9TP	Turkey	1	2	2		1
ATRAN-AVIATRANS CARGO AIRLINES	VAS	Russian Federation	1	3	2	10	7
AUGSBURG-AIRWAYS GMBH	AUB	Germany	15				
AUGUSTA AIR LUFTFAHRTUNTERN.	AUF	Germany	5	6			
AURA AIRLINES S.L. dba GOWAIR Vacation Airlines	GWR	Spain					1
AURIGNY AIR SERVICES LTD.	AUR	United Kingdom	2	2	3	2	2
AUS WEST AIRLINES (2010) PTY LTD	5AU	Australia					1
AUSTRIAN AIRLINES AG	AUA	Austria	115	105	97	86	91
AUTOTRAC COMERCIO E TELECOMUNICACOES SA	8TE	Brazil					1
AVAG AIR	MBA	Austria	1	1		4	1
AVANGARD AVIATION GmbH	1AV	Germany	1				
AVANTI AIR	ATV	Germany	4	3	9	13	10
AVB 2010	VBV	Bulgaria	1				
AVB 2012 LTD.	VBA	Bulgaria		3	4	1	3
AVCAIR PTY LTD	2AV	Australia			2		
AVCON JET AG	AOJ	Austria	20	23	21	18	17

Operator Name	Operator Code	Operator State Name	Total inspections				
			2013	2014	2015	2016	2017
AVCON JET MALTA, LTD	VCJ	Malta		2	3	5	5
AVEMEX, S.A. DE C.V.	AVM	Mexico				1	1
AVIA TRAFFIC COMPANY	AVJ	Kyrgyzstan (Kirghizistan)					1
AVIACON ZITOTRANS	AZS	Russian Federation	5	3	2	2	4
AVIAEXPRESS, AIRCOMPANY	VXX	Ukraine	2	1			
AVIALIFT VLADIVOSTOK CJSC	VLV	Russian Federation			1		
AVIANCA (COLOMBIA).	AVA	Colombia	9	13	18	18	15
AVIA-RENT KFT.	1AK	Hungary	1				
AVIARENTAL INC TRUSTEE	3AV	United States of America					2
AVIASERVIS LLC	KZN	Russian Federation		3	2	5	3
AVIASTAR-TU CO.LTD	TUP	Russian Federation	6	4	5	5	2
AVIATION & AIRCRAFT ASSETS GmbH	1AA	Germany	1	1		1	
AVIATION AT WORK PTY LTD	AVO	South Africa	5				
AVIATION BRIDGE	5AB	Israel	1	6	2	3	3
AVIATION COMPANY ELERON	ELN	Ukraine		2			
AVIATION COMPANY MERIDIAN	MMM	Russian Federation	1	1	2	2	
AVIATION CONCEPTS INC.	6HA	United States of America				1	
AVIATION CONSULTANTS INC.	6KA	United States of America			1		3
AVIATION HORIZONS LTD.	9HO	Saudi Arabia				2	2
AVIATION JOLINA SEC	1AJ	Canada					1
AVIATION LEASING (IOM) LIMITED	3AL	Isle of Man	1	4	2	1	2
AVIATION LINK	9NK	Saudi Arabia			2	2	1
AVIATION ONE LTD	1AO	Isle of Man					2
AVIATION REASONABLE SOLUTIONS LLC	2SO	San Marino				1	2
AVIATION WEST CHARTERS, INC	1AW	United States of America	1				
AVIATRANS K LTD, AIR COMPANY	KCA	Ukraine	15				
AVIAVILSA	LVR	Lithuania	6		4		
AVIES	AIA	Estonia	10	9	10	2	
AVIO NORD S.R.L.	VND	Italy		2	3	5	2
AVIO TRANS	8AV	Bosnia and Herzegovina		1			

Operator Name	Operator Code	Operator State Name	Total inspections				
			2013	2014	2015	2016	2017
AVIODELTA	ADZ	Bulgaria	7	4	6	6	2
AVIOGENEX	AGX	Republic of Serbia	3				
AVION EXPRESS	NVD	Lithuania	23	24	21	28	28
AVIOOTRIAD VARNA LTD	AVC	Bulgaria					2
AVIOR AIRLINES C.A.	ROI	Venezuela			2	1	1
AVIOSTART AS LTD	VSR	Bulgaria		1	2	4	5
AVIRA VENTURES LTD.	9AV	unknown				2	
AVIRO AIR	AVW	Romania					3
AVJET CORPORATION	7AV	United States of America	2	2	2	2	2
AWESOME FLIGHT SERVICES	ASM	South Africa				1	
AZERBAIJAN HAVA YOLLARI	AHY	Azerbaijan	39	52	56	51	58
AZUL LINHAS AEREAS BRASILEIRAS S/A	AZU	Brazil			2	3	8
AZUR AIR (KATEKAVIA)	KTK	Russian Federation			8	15	19
AZUR AIR GMBH	ARZ	Germany					1
AZUR AIR UKRAINE AIRLINES LLC.	UTN	Ukraine	8	7	3	6	5
B&H AIRLINES	BON	Bosnia and Herzegovina	7	13	1		
B.A.C.H. FLUGBETRIEBSGES.M.B.H.	BCF	Austria	1		2	2	
B2F CITATION	2BF	France					1
BA CITYFLYER LTD	CFE	United Kingdom	13	18	20	20	25
BABCOCK MISSION CRITICAL SERVICES GERMANY GmbH	4HA	Germany	1	1			
BABCOCK SAA FW AB	NKF	Sweden				1	
BACKBONE AVIATION A/S	BOB	Denmark		1	6	4	4
BADEN AIRCRAFT OPERATION GMBH, RHEINMUENSTER	FBR	Germany	3	4	2	6	4
BADR AIRLINES	BDR	Sudan			2		2
BAE SYSTEMS (CORPORATE AIR TRAVEL) LTD	BAE	United Kingdom		2	2	3	1
BAHAG BAUS	9HG	Germany				1	
BAHAMASAIR HOLDINGS LTD.	BHS	Bahamas		1		1	
BAHC 5 PTE LIMITED	5BH	United States of America					1
B-AIR CHARTER GmbH & CO KG., FILDERSTADT	BBF	Germany	4	5	6		
BAIRLINE Fluggesellschaft m.b.	7KA	Austria	2	5	5	4	4

Operator Name	Operator Code	Operator State Name	Total inspections				
			2013	2014	2015	2016	2017
BAJAJ AUTO LT.	5EJ	India		1			
BALKAN-BULGARIAN AIRLINES	LAZ	Bulgaria					1
BALL CORPORATION BROOMFIELD CO USA	9BF	United States of America					1
BALTIC JET AIRCOMPANY	BJC	Latvia		2		3	
BANGKOK AIRWAYS	BKP	Thailand	1	1	2	5	2
BANGLADESH BIMAN	BBC	Bangladesh	9	17	13	13	12
BANK OF AMERICA NA	5MC	United States of America					2
BANK OF NOVA SCOTIA	5SC	Canada					1
BARBEDOS AVIATION SERVICES LTD	5BV	Nigeria					1
BARENTS AIR LLC	9BW	United States of America				1	
BASF SE	7BF	Germany					3
BATIK AIR	BTK	Indonesia			2	2	7
BAYHAM LTD	2BL	Bermuda					2
BBJ ONE	7BJ	United States of America			1		
BCH-BLUE CITY HOLDINGS	6KJ	United States of America					1
BEACH CAPITAL MANAGEMENT	7BG	United States of America				1	
BECKETT HOLDING LTD	3BH	Isle of Man		1			1
BEIJING AIRLINES CO., LTD	BJN	China		2	2		3
BEIJING CAPITAL AIRL. (121)	CBJ	China				3	9
BEIJING CAPITAL AIRL. (135)	3BC	China	8	5	3	1	1
BEK AIR	BEK	Kazakhstan			4		3
BEL AIR Ltd.	1BL	Bermuda			1	1	2
BELAIR AIRLINES AG	BHP	Switzerland	12	10	7	8	7
BELAVIA	BRU	Belarus	66	69	62	65	90
BELLE AIR	LBY	Albania	27				
BELLE AIR EUROPE S.R.L.	BAL	Italy	6				
BENAIR (DENMARK)	BDI	Denmark	2	6	3	4	
BERGEN AIR TRANSPORT	BGT	Norway		2	2		
BERLIN JETS (AOC) s.r.o.	7BC	Slovak Republic				1	1
Berry Aviation, INC.	BYA	United States of America					1

Operator Name	Operator Code	Operator State Name	Total inspections				
			2013	2014	2015	2016	2017
BERTELSMANN AG, GUETERSLOH	BFD	Germany	1	2	3	4	3
BERWIND CORPORATION	9BE	United States of America				1	
BESTFLY, S.L.	BEY	Spain	4	3	2		
BH AIR	BGH	Bulgaria	10	14	11	13	18
BHARAT FORGE LTD	9BH	India	1				
BHUTAN AIRLINE	BTN	Bhutan			1		
BIN AIR GMBH	BID	Germany	15	12	10	12	8
BINAIR AEROSERVICE	7BA	United Kingdom			1		
BINGO AIRWAYS SP.Z.O.O.	BGY	Poland	16	6			
BINTER CANARIAS	IBB	Spain		1	1	3	3
BISSEL	9BI	United States of America				1	
BLACK HORSE AVIATION GMBH	2BH	Germany					1
BLACK SEA AIRLINES	ODA	Ukraine				3	
BLAKENEY AVIATION LIMITED	1MB	Isle of Man	1		1		
BLINK LTD (WIJET)	BKK	United Kingdom	11	13	21	15	15
BLU HALKIN LTD	BHK	United Kingdom		1	4	9	8
BLUE AIR-Airline Management Solutions	BMS	Romania	29	28	49	44	61
BLUE BIRD AIRWAYS	BBG	Greece		1	1	2	3
BLUE CHIP JET	VOL	Sweden	1		1	2	
BLUE ISLANDS	BCI	United Kingdom	10	7	1		2
BLUE PANORAMA AIRLINES SPA	BPA	Italy	13	12	19	7	16
BLUE SKY AVIATION	9BL	Belgium					1
BLUE SKY SERVICE	2BS	Czech Republic			1		
BLUE SQUARE AVIATION GROUP MALTA LTD	BSG	Malta		1	1	3	
BLUE1 OY, FINLAND	BLF	Finland	7	18	8		
BLUEBAIR JET SA	1BB	Switzerland	1				
BLUEBIRD NORDIC (BLUEBIRD CARGO LTD)	BBD	Iceland	7	13	10	13	17
BLUELINK JETS AB	BLJ	Sweden	2	2	3	2	2
BLUEPORT TRADE	7BT	South Africa					1
BLUEWEST HELICOPTERS-GREENLAND APS	BWD	Denmark	1			1	

Operator Name	Operator Code	Operator State Name	Total inspections				
			2013	2014	2015	2016	2017
BMW FLUGDIENST, MUNCHEN-FLUGHAFEN	BMW	Germany		2		1	
BO AVIATION LTD	1BO	Isle of Man			1		
BOHLKE INT.AIRWAYS	2BA	United States of America	2				
BOLIVIANA DE AVIACION	BOV	Bolivia		1	11	13	13
BOLUDA CORPORACION MARITIMA S.L.	1BC	Spain					1
BOMBARDIER AEROSPACE	BBA	Canada	1			3	
BON AIR HAVACILIK	6BN	Turkey	4	1	1	1	5
BOOKAJET	BOO	United Kingdom	6	6	10	8	7
BORAJET HAVACILIK	BRJ	Turkey	1	4	8	7	4
BOULTBEE AVIATION LLC	5BO	Isle of Man					1
BOYDAK HAVACILIK	1BD	Turkey	1		2		
BRAATHENS REGIONAL AIRWAYS AB	BRX	Sweden	3	3	4	4	4
BRAATHENS REGIONAL AVIATION AB	SCW	Sweden	19	12	12	14	9
BRASIL VIDA TAXI AEREO LTDA	2BV	Brazil				1	
BRAVO AIRWAYS	BAY	Ukraine				6	8
BRIGHT FLIGHT Ltd.	BFG	Bulgaria			10	6	1
BRISTOL FLYING CENTRE (CENTRELINE)	CLF	United Kingdom	8	8	9	10	14
BRISTOW HELICOPTERS GROUP LTD.	BHL	United Kingdom		1			
BRITISH AIRWAYS	BAW	United Kingdom	110	87	110	112	104
BRITISH MIDLAND REGIONAL LTD	BMR	United Kingdom	22	20	28	29	31
BRUSSELS AIRLINES	BEL	Belgium	45	39	43	61	70
BUDAPEST AIRCRAFT SERVICE LTD	BPS	Hungary	13	7	5	6	6
BUL AIR	BVL	Bulgaria				5	13
BULGARIA AIR	LZB	Bulgaria	40	33	45	36	33
BULGARIAN AIR CHARTER	BUC	Bulgaria	23	20	22	20	24
BULGARIAN EAGLE EOOD	BEG	Bulgaria					4
BURHANETTIN KAYA HAVACILIK dba KAYA AIR	9KA	Turkey	3	1	1	1	1
BUSINESS AERO	KBS	Russian Federation	2	1	3		
BUSINESS AIR CENTRE CO., LTD	BCC	Thailand	1				
BUSINESS AVIATION ASIA	2BU	Cayman Islands					2



Operator Name	Operator Code	Operator State Name	Total inspections				
			2013	2014	2015	2016	2017
BUSINESS AVIATION CENTER JSC	BCV	Ukraine	1				
BUSINESS AVIATION SOLUTIONS	6PH	Australia			1	2	
BUSINESS JET ACCESS (SERVICES)	BJA	United States of America		1			
BUSINESS JET SOLUTIONS	BJS	United States of America		1	1	1	
BUSINESS JET TRAVEL AIRLINE LTD	BTT	Ukraine	8	8	3	3	3
BUSINESS WINGS LUFTFAHRTUNT.	JMP	Germany	2	1	2	2	3
BVG VIAJES, S.A. DE C.V.	BVG	Mexico	1				
C DOT AVIATION LLC	2CD	United States of America					1
C&I CORPORATION	CIJ	Romania	2				
C.A.L-CARGO AIR LINES Ltd.	ICL	Israel	1	4	4	4	7
C.T.T.A.	8TT	Morocco		1			
CA INC.	5CN	United States of America					1
CABI	CBI	Ukraine	1	1			
CAGDAS AIR (CAGDAS HAVACILIK)	7CA	Turkey	1				
CAI FIRST	SMX	Italy	2	3			
CAIRO AVIATION	CCE	Egypt		1			
CALIMA DE AVIACION	CMV	Spain	1	3			
CAMBODIA ANGKOR AIR	KHV	Cambodia			1		
CAMEROON AIRLINES CORPORATION (CAMAIR-CO)	CRC	Cameroon	12	11	10	5	
CANARY FLY S.L.	CNF	Spain				1	1
CANJET AIRLINES	CJA	Canada	3	13			
CAPITAL AIR AMBULANCE LTD	EGL	United Kingdom	5	7	4	10	6
CAPITAL AVIATION PTE LTD	3CV	Isle of Man					1
CARDINAL HELICOPTER SERVICES LTD	3CH	United Kingdom				1	
CAREFLIGHT	6MB	Australia		1		1	
CARGO AIR LTD.	CGF	Bulgaria	7	16	14	13	25
CARGOJET AIRWAYS LTD	CJT	Canada	3	1	4	3	4
CARGOLOGICAIR LTD	CLU	United Kingdom				7	17
CARGOLUX AIRLINES INT.	CLX	Luxembourg	15	23	17	17	14
CARGOLUX ITALIA S.P.A.	ICV	Italy			5	5	6

Operator Name	Operator Code	Operator State Name	Total inspections				
			2013	2014	2015	2016	2017
CARIBBEAN AIRLINES LIMITED	BWA	Trinidad and Tobago	5	10	13	4	3
CARIBBEAN HELICOPTERS	6FP	Antigua and Barbuda		2	2	2	1
CARIBBEAN SUN AIRLINES dba WORLD ATLANTIC	WAL	United States of America				1	
CARNEGIE AVIATION	9VT	United Kingdom			1		
CARPATAIR FLIGHT SERVICE	SMW	Romania		1			
CARPATAIR S.A.	KRP	Romania	14	13	25	22	22
CARYS INVESTMENT GROUP LIMITED	9LI	Isle of Man		1			
CASPIAN AIRLINES	CPN	Iran		4	1		
CAT AVIATION AG	CAZ	Switzerland	6	6	10	5	6
CATHAY PACIFIC AIRWAYS LTD.	CPA	Hong Kong	28	22	25	25	30
CATREUS AOC LTD	VCG	United Kingdom	3	3	4	5	5
CAVOK AIRLINES	CVK	Ukraine	15	20	39	33	39
CCF MANAGER AIRLINE GMBH, KOLN	CCF	Germany	1	3	2	1	
CEBU PACIFIC AIR	CEB	Philippines		3	6	4	5
CEDAT SP. Z.O.O.	1CD	Poland				1	
CEGA AVIATION LIMITED	CEG	United Kingdom	1				
CELLO AVIATION	CLJ	United Kingdom	6	7	12	6	3
CENGIZ HAVACILIK ANONIM SIRKET	9MM	Turkey			1	1	1
CENTAERO AVIATION LTD.	6NJ	Canada					1
CENTER-SOUTH AIRLINES	CTS	Russian Federation		8	7		
CENTURION AIR CARGO, INC.	CWC	United States of America				1	
CERTECO AVIATION LIMITED	1MC	Isle of Man	1				
CESSNA AIRCRAFT CO	5CE	United States of America					1
CGG AVIATION CANADA LTD.	9CG	Canada				1	
CGR S.P.A.	CGR	Italy	2	1		4	2
CHALAIR	CLG	France			4	4	
CHALLENGE AIR LUFTVERKEHRS	CLS	Germany	4	3	6	4	1
CHALLENGELINE LS GmbH	6CJ	Germany		1		1	
CHAM WING AIRLINES	SAW	Syria					4
CHARTER JETS UAB	LTC	Lithuania	8	10	11	8	8

Operator Name	Operator Code	Operator State Name	Total inspections				
			2013	2014	2015	2016	2017
CHARTRIGHT AIR INC.	HRT	Canada	2	2	1	4	2
CHC GLOBAL OPERATIONS INTERNATIONAL INC	GCY	Cayman Islands			1	1	
CHC HELIKOPTER SERVICE AS	HKS	Norway		1			
CHC Scotia Limited	2CH	United Kingdom	1	1	1		1
CHEM AVIATION	5CH	United Kingdom					1
CHEVRON USA INC.	2CV	United States of America					1
CHICAGO JET GROUP	WDY	United States of America				1	1
CHINA AIRLINES	CAL	Taiwan (Republic of China)	9	12	13	15	22
CHINA CARGO AIRLINES	CKK	China	8	4	2	5	6
CHINA EASTERN AIRLINES	CES	China	26	27	28	28	46
CHINA EASTERN BUSINESS JET CO., LTD	8CA	China					1
CHINA EASTERN YUNNAN AIRLINES	9QE	China				1	1
CHINA SOUTHERN AIRLINES	CSN	China	27	32	45	41	34
CHINA WEST AIR CO., LTD	CHB	China				3	
CHOUEST AIR INC.	3CO	United States of America					1
CHRONO AVIATION INC. D/B/A CHRONO AVIATION	NDL	Canada					2
CIMBER A/S	CIM	Denmark	14	19	16	17	14
CINASCAR DE COLOMBIA S.A.	5CC	Colombia					1
CINER HAVA TASIMACILIGI	8LL	Turkey	1	2	1	2	1
CITE AVIATION LLC WILMINGTON , DE	8CW	United States of America					3
CITI FLIGHT INC.	9CT	United States of America		1		1	
CITY-FLIGHT GERMANY GMBH	1CY	Germany	1				
CITYJET	BCY	Ireland	25	24	20	30	47
CITYLINE HUNGARY LTD.	CNB	Hungary	2	3			
CLAIRMONT HOLDINGS dba VI AIRLINK	VIL	British Virgin Islands					1
CLASSIC JET	LLT	Lithuania	4	6	8	8	5
CLASSICA AIR	NBL	Moldova	5	6	5	3	
CLAY LACY AVIATION Inc.	CLY	United States of America	1	3	3	3	6
CLEEVEWOOD HOLDINGS INC TR.	6LX	United States of America	1				
CLOUD AIR SERVICES LTD	9CS	Isle of Man			2		

Operator Name	Operator Code	Operator State Name	Total inspections				
			2013	2014	2015	2016	2017
CLOUDS AVIATION LLC	9CD	United States of America			1	2	
CNAIR, S.A. (CLIPPER NATIONAL AIR)	ORO	Spain	1	2	4	1	3
CNH America	3CA	United States of America			1		
COBALT AIR LIMITED	FCB	Cyprus				10	21
COBHAM AVIATION SERVICES AUSTRALIA - AIRLINE SERVICES	QJE	Australia	1				
COBREX TRANS SRL	CBX	Romania				3	3
COM.40 LTD SP. z.o.o.	8VZ	Poland					1
COMAIR FLIGHT SERVICES (PTY) LTD	GCM	South Africa			1		
COMFORT JET SERVICES	CMJ	Togo		1	2	1	
COMLUX (MALTA) LTD.	MLM	Malta	5	14	10	5	7
COMLUX ARUBA N.V.	CXB	Aruba		2	3		3
COMLUX AVIATION AG	CLA	Switzerland		1		1	
COMLUX-KZ	KAZ	Kazakhstan	1		2	2	2
COMMANDER MEXICANA, S.A. DE C.V.	CRM	Mexico		1		1	
COMMON SKY A&N LUFTFAHRT GMBH	AUN	Austria	2	3	1	1	
COMPAGNIE AERIENNE DU MALI S.A	CMM	Mali	1				
COMPANIA TRANSPORTES AEREOS DEL SUR, S.A.	HSS	Spain	2				
COMPASS AIRLINES (MINNEAPOLIS, MN)	CPZ	United States of America				3	1
CONDOR BERLIN GmbH	CIB	Germany	5				
CONDOR EXPRESS SA	5CX	Argentina	1		1	1	
CONDOR FLUGDIENST GMBH	CFG	Germany	27	21	21	24	19
CONSORCIO AEREO DE XALAPA	CAX	Mexico				1	
CONSORCIO HELITEC C.A.	VCH	Venezuela					1
CONSORZIO K-JET	2CZ	Italy				1	
CONSTELLATION AVIATION SERVICES LLC	7CL	United Arab Emirates					4
CONSTELLATION LEASING LLC	5CG	United States of America					1
CONTROL TECHNIQUE	1CT	Bermuda	2				
COPA (Compania Panamena de Aviacion)	CMP	Panama		2	5	2	3
COPENHAGEN AIRTAXI S/S	CAT	Denmark	1	1	1		
CORENDON AIRLINES EUROPE	CXI	Malta					3

Operator Name	Operator Code	Operator State Name	Total inspections				
			2013	2014	2015	2016	2017
CORENDON DUTCH AIRLINES B.V.	CND	the Netherlands	7	12	6	15	14
COROMANDEL TRAVELS LTD.	9CO	India					1
CORPORACION AEROANGELES, S.A. DE C.V.	CPG	Mexico		1			1
CORPORATE AIR,LLC (WEST MIFFLIN, PA)	MLN	United States of America		1			3
CORPORATE FLIGHT MANAGEMENT	VTE	United States of America					1
CORPORATE JET	6MO	Lebanon	1	5	2		
CORPORATE JET MANAGEMENT LTD.	CJM	United Kingdom	1	2	3		
CORPORATEJETS XXI S.A.	MND	Spain	3				
CORSAIR INTERNATIONAL	CRL	France	3	5	2	4	2
COSTCO WHOLESALE	1CO	United States of America					1
COVE PARTNERS, LLC	COO	United States of America				2	
COVIDIEN CO	6DA	United States of America					1
CREW ADVANCED AVIATION	7CV	San Marino			1		
CROATIA AIRLINES	CTN	Croatia	39	39	35	34	36
CROSS AVIATION LTD.	9CR	United Kingdom					1
CROWN MELBOURNE Ltd.	7CM	Australia	1				1
CTR GROUP A.S.	1FS	Czech Republic	2	4	7	4	8
CUBANA DE AVIACION S.A.	CUB	Cuba	7	15	18	16	10
CUKUROVA HAVACILIK	7CH	Turkey	3				
CUMACOR 149 (PTY) LTD	9CP	South Africa			3	10	
CW BUSINESS AIR BEDARFSFLUGUNTERNEHMEN GmbH	9CW	Austria		2			
CYGNUS AIR (GESTAIR CARGO)	RGN	Spain	1	3	7	2	3
CYPRUS AIRWAYS LTD.	CYP	Cyprus	30	18	1		2
CZ AIRLINES, J.S.C.	OKC	Czech Republic				1	
CZECH AIRLINES J.S.C.	CSA	Czech Republic	41	31	29	38	43
DAIDALOS AVIATION A.V.V.	5DA	Aruba				1	
DALIA AIR	DLI	Morocco	7	13	10	3	
DALLAH ALBARAKA	1DA	Saudi Arabia			1		
DANCOPTER	DOP	Denmark			1		
DANISH AIR TRANSPORT APS	DTR	Denmark	18	18	19	21	25

Operator Name	Operator Code	Operator State Name	Total inspections				
			2013	2014	2015	2016	2017
DARWIN AIRLINE SA	DWT	Switzerland	23	36	21	10	14
DAS PRIVATE JETS	9DA	Germany			3	1	8
DASNAIR SA	DGX	Switzerland			1	2	1
DASSAULT AVIATION	DAA	France					1
DASSAULT FALCON SERVICE	DSO	France	3	1	2	3	4
DAT LITE JSC	DLT	Lithuania	1				
DAVINCI JETS LLC	3JP	United States of America					1
DB AVIATION Inc.	NSH	United States of America	1				
DBT TRANSPORTES AEREOS, LDA	DBT	Portugal					1
DC AVIATION AL-FUTTAIM L.L.C	DCF	United Arab Emirates			1		1
DC AVIATION GmbH	DCS	Germany	16	17	11	12	6
D-CEMS FLUG GMBH	1DC	Germany					1
DEDALUS ADMIN. E PARTICIPACOES LTDA	2DE	Brazil				1	
DEER JET (BEIJING) CO. LTD.	BDJ	China				4	6
DEER JET CO LTD.	DER	China		2	4	2	1
DELIC AIR	8DA	Croatia			1		
DELTA AIR LINES, INC.	DAL	United States of America	39	41	54	77	69
DELTA PRIVATE JETS	DPJ	United States of America		2	1	1	
DELTA SYSTEM - AIR, S.A.	9OP	Czech Republic	1			1	
DENIM AIR	DNM	the Netherlands	19	23	22	11	
DEUTSCHE LUFTHANSA, A.G.	DLH	Germany	84	89	103	98	125
Deutsche Zeppelin Reederei	6DZ	Germany			1		
DH FLUGCHARTER GmbH	2DH	Germany					1
DHL AIR LIMITED	DHK	United Kingdom	22	13	17	24	19
DHL INTERNATIONAL E.C.	DHX	Bahrain	1	1	1	4	
DHMI (DEVLET HAVA MEYDANLARI ISLETMESI) GENEL MUDURLUGU	9DH	Turkey			1		
DI AIR	6PN	Montenegro				1	
D-IADV B.V.	4DA	the Netherlands					1
DIAMAIR S.A.	6NB	Switzerland	2				
DIAMOND EXECUTIVE AVIATION LTD	WKT	United Kingdom		1	1	1	3

Operator Name	Operator Code	Operator State Name	Total inspections				
			2013	2014	2015	2016	2017
DIN-AIR B.V.	5DI	the Netherlands					1
DIRECT FLIGHT LTD	DCT	United Kingdom					1
DIRINGER & SCHEIDEL GmbH	9DG	Germany					1
DIVI DIVI AIR INC	DVR	Curacao	1	2	2	1	2
DIXIE AIRE	9DI	United States of America			1		
DLR DEUTSCHES ZENTRUM FUER LUFT- UND RAUMFAHRT E.V., BRAUNSCHWEIG	LFO	Germany					1
DNIEPROAVIA	UDN	Ukraine	5	3	8	16	6
DO SYSTEMS LTD.	7DO	United Kingdom					1
DOGAN AIR	DGC	Turkey		1	3	1	3
DON GOYO AVIATION CORP., WILMINGTON DE	9DC	United States of America			1		
DONAU AIR SERVICE	6KX	Germany	2	3			
DONBASSAERO	UDC	Ukraine	2				
DONINGTON AVIATION	8CP	United Kingdom			2	3	2
DORNIER NO LIMITS GMBH	1NL	Germany			1		
DOT LT	DNU	Lithuania	10	12	15	18	21
DOYSA VIP HAVALCILIK AS DBA DOYSA AIR	6GN	Turkey	1	1	2		1
DRAGONFLY AVIATION SERVICES LIMITED	CBM	United Kingdom			3	4	5
DREAMJET dba LA COMPAGNIE	DJT	France			4	1	1
DRF STIFTUNG LUFTRETTUNG GEMEINNUTZIGE AG	AMB	Germany	4	2	1	1	4
DR-JET AIR AMBULANCE GMBH & CO. KG	2AF	Germany		1	3	1	
DRUK AIR (ROYAL BHUTAN AIRLINES)	DRK	Bhutan			1	1	1
DSA a.s.	9DS	Czech Republic			1		2
DSWA LLC	RSK	United States of America					1
DUBAI AIRWING	DUB	United Arab Emirates	3	3	4	2	1
DUKE ENERGY BUSINESS SERVICE	1DE	United States of America	1				
EAGLE AVIATION GmbH	GER	Germany	1	1	1	2	5
EAGLE EXPRESS	EES	Republic of Serbia	2	5	6	5	15
EAGLE FLIGHT SERVICES USA	5EF	United States of America		1			
EAPC SCRL dba GREENCAP	2SC	Germany				3	
EAST AIR	ETJ	Tajikistan	2	5			

Operator Name	Operator Code	Operator State Name	Total inspections				
			2013	2014	2015	2016	2017
EASTERN SKY JETS	ESJ	United Arab Emirates	3				
EASY JET SWITZERLAND SA	EZS	Switzerland	32	29	40	42	39
EASYFLY S.A	EFY	Colombia				1	
EASYJET EUROPE AIRLINE GMBH	EJU	Austria					5
EASYJET UK LTD	EZY	United Kingdom	132	123	143	115	138
EBAY INC	EBY	United States of America					1
ECLAIR AVIATION	ECC	Czech Republic		3	2	6	9
ECOLAB INC	1EI	United States of America					1
EDELWEISS AIR AG	EDW	Switzerland	15	17	16	20	19
EDEN JETS LTD	7EJ	Cayman Islands					1
EDRA LAUREN LEASING CORP.	9ED	United States of America		1			
EDT OFFSHORE LTD	1ED	Isle of Man	1				
EFD EISELE FLUGDIENST GMBH - E-AVIATION	EFD	Germany	10	12	14	13	9
EFS EUROPEAN FLIGHT SERVICE AB	EUW	Sweden	5	3	5	6	7
EGYPT AIR	MSR	Egypt	57	53	61	54	58
EGYPTAIR CARGO	MSX	Egypt	7	8	10	5	6
EGYPTAIR EXPRESS	MSE	Egypt	7	5	4	9	9
EIE EAGLE INC.	9EI	United States of America			1	1	1
EJ CAPITAL ZUERICH AG	8EJ	Switzerland				1	1
EJME ( PORTUGAL) AIRCRAFT MANAGEMENT, LDA	JME	Portugal		1	5	1	8
EJS AVIATION SERVICES	9JS	United States of America				2	
EKSPRES TRANSPORTASI ANTARBENU	6HP	Indonesia			1	1	
EL AL - ISRAEL AIRLINES LTD.	ELY	Israel	79	57	54	68	66
EL-BURAQ AIR TRANSPORT INC.	BRQ	Libya	2		2	1	
ELECTRA AIRWAYS LTD	EAF	Bulgaria					4
ELICOMPANY	1EC	Italy	1	1	1	1	
ELILOMBARDA, S.R.L.	EOA	Italy	2	2		3	4
ELITAVIA	EAV	Slovenia	13	6	8	3	9
ELITAVIA MALTA	EAU	Malta		2	3	5	4
ELITE AIR INC.	6GC	United States of America		1			



Operator Name	Operator Code	Operator State Name	Total inspections				
			2013	2014	2015	2016	2017
ELITE EXECUTIVE SERVICES	9EE	Saudi Arabia		1			
ELITE JET	ELJ	Slovak Republic			4	9	5
ELITICINO	1EL	Switzerland	1				
ELLINAIR S.A.	ELB	Greece		5	8	11	11
EM AIR	6KG	Turkey	2		1	1	2
EMBRAER EXECUTIVE AIRCRAFT INC.	7EM	United States of America				1	
EMC AVIATION	EMC	United States of America		1			
EMICHRI HOLDING LTD	5EM	Isle of Man					1
EMIRATES	UAE	United Arab Emirates	69	66	83	72	73
EMPEROR AVIATION	EMM	Malta			3	4	4
EMPIRE AVIATION GROUP	MJE	United Arab Emirates	2	7	2	4	4
EMPIRE AVIATION SAN MARINO SRL.	9SR	San Marino				1	3
ENDEAVOR AIR	FLG	United States of America				4	
ENERJET (1263343 ALBERTA INC.)	ENJ	Canada				8	
ENTER AIR	ENT	Poland	43	28	33	48	48
ENVOY AIR INC.	ENY	United States of America	4	1	10	1	5
EOLO PLUS S.A. DE C.V.	5EP	Mexico					1
EON AVIATION PVT. LTD.	9EO	India		1	1		
EPSILON AVIATION S.A.	GRV	Greece			1	2	1
EQUAFLIGHT SERVICE	EKA	Congo	1				
ERICKSON AIR CRANE	7EA	United States of America					1
ERNEST S.p.A. dba ERNEST AIRLINES	ERN	Italy					10
ESPERIA AVIATION SERVICES S.P.A.	ESP	Italy	3	1		2	2
ESSAR SHIPPING & LOGISTICS LTD.	1ES	United States of America				1	1
ESTELAR LATINOAMERICA	ETR	Venezuela	3				
ESTONIAN AIR	ELL	Estonia	14	21	22		
ETHIOPIAN AIRLINES CORPORATION	ETH	Ethiopia	40	44	59	61	50
ETIHAD AIRWAYS	ETD	United Arab Emirates	36	43	47	46	50
EU JET LINKS	9EU	United States of America			1		
EURO-ASIA AIR	EAK	Kazakhstan	1				

Operator Name	Operator Code	Operator State Name	Total inspections				
			2013	2014	2015	2016	2017
EUROATLANTIC AIRWAYS	MMZ	Portugal	20	19	31	11	9
EUROFLUG FRENZEL	6DD	Germany		1	1	3	
EUROFLY SERVICE	EEU	Italy	20	9	9	8	6
EUROJET AVIATION LTD	GOJ	United Kingdom	6				
EUROLINK	6EG	Germany	3	5		4	1
EUROLOT S.A.	ELO	Poland	12	25	4		
EUROP STAR AIRCRAFT	ESQ	Austria	16	21	13	8	4
EUROPE AIR L.L.C. "EUROAIR"	EVP	Ukraine				1	
EUROPEAN AIR TRANSPORT LEIPZIG	BCS	Germany	21	24	28	24	24
EUROPEAN AIRCRAFT PRIVATE CLUB SCRL (EAPC SCRL)	8SC	Belgium				2	2
EUROPEAN COASTAL AIRLINES	ECB	Croatia				2	
EUROP-STAR LTD.	XES	Malta	2	6	6	4	2
EUROWINGS EUROPE GMBH (AUSTRIA)	EWE	Austria				5	14
EUROWINGS GMBH	EWG	Germany	16	24	29	33	26
EVA AIRWAYS CORP. (121)	EVA	Taiwan (Republic of China)	12	13	14	14	13
EVELOP AIRLINE, S.L.	EVE	Spain		7	2	4	2
EVERGREEN INTERNATIONAL AIRLINES	EIA	United States of America	4				
EVERJETS - AVIACAO EXECUTIVA, S.A.	EVJ	Portugal	2	2	6	8	
EVOLEM AVIATION	EVL	France			3	2	1
EXCELAIRE	XLS	United States of America					1
EXCELAIRE SERVICES INC.	6FN	United States of America	1		2	1	1
EXCELFOOT LTD	6PQ	United States of America			1		
EXCELLENCE AVIATION LTD	1EA	United Kingdom					2
EXECAIRE AVIATION LTD	EXA	Canada	2	1	4	4	3
EXECUFLIGHT INC	1EX	United States of America					1
EXECUJET (UK) LTD	LCY	United Kingdom	3		3	4	3
EXECUJET AUSTRALIA PTY LTD	3EJ	Australia			2	1	2
EXECUJET AVIATION (PTY) LTD.	EXD	South Africa	1			1	2
EXECUJET EUROPE AG	VCN	Switzerland	2	2	2	5	2
EXECUJET EUROPE AIS	VMP	Denmark	8	8	7	9	7

Operator Name	Operator Code	Operator State Name	Total inspections				
			2013	2014	2015	2016	2017
EXECUJET MIDDLE EAST	EJO	United Arab Emirates	5	5	1	3	3
EXECUTIVE AIR CHARTER LLC	9CL	United States of America			1		
EXECUTIVE AIRCRAFT SERVICES	ESM	Lebanon	3	6	1	3	3
EXECUTIVE AIRLINES S.L.	EXU	Spain	8	6	9	8	5
EXECUTIVE AVIATION SERVICES	JTR	United Kingdom	4	5	3	1	3
EXECUTIVE AVIATION TAIWAN CORPORATION	9TN	Taiwan (Republic of China)				1	3
EXECUTIVE FLITEWAYS, INC (RONKONKOMA, NY)	XFL	United States of America		1	1		
EXECUTIVE JET CHARTER LIMITED	EXJ	United Kingdom		2	1	2	3
EXECUTIVE JET MANAGEMENT, INC.	EJM	United States of America	9	7	10	15	9
EXIN	EXN	Poland	2				
EXPRESS AIR CARGO	XRC	Tunisia					8
EXPRESS AIRWAYS D.O.O.	EPR	Slovenia			1		
EXXAERO B.V.	XRO	the Netherlands	2	7	7	8	9
FAI RENT-A-JET AG, NURNBERG	IFA	Germany	9	6	8	8	8
FAIR AIR GMBH	4DD	Germany	3	4	2	1	1
FAIR WIND AIR CHARTER	FWD	United States of America	1	1		1	2
FAIRMONT AVIATION SERVICES INC.	1FA	Canada	1				
FALCON AVIATION SERVICES	FVS	United Arab Emirates		1	2	2	3
FAMILY AIRLINE	4FA	Switzerland				1	
FARNAIR NETHERLANDS B.V.	FRN	the Netherlands	1				
FAST AIR	2FA	Canada	2		1		
FASTJET ZIMBABWE LIMITED	FJW	Zimbabwe					1
FAYCROFT FINANCE CORP	1FF	Isle of Man					1
FEDERAL EXPRESS CORPORATION	FDX	United States of America	28	31	35	37	38
FELIX AIRWAYS	FXX	Yemen	1				
FERRO AVIATION LIMITED LIABILITY COMPANY	5FR	Republic of Serbia					1
FIBA AIR	6HN	Turkey	1	3	2	3	2
FINESSE EXECUTIVE LTD.	FNS	United Kingdom		1	1		
FINNAIR OYJ	FIN	Finland	48	47	51	55	54
FINNISH AVIATION ACADEMY	6AS	Finland				1	

Operator Name	Operator Code	Operator State Name	Total inspections				
			2013	2014	2015	2016	2017
FINOW AIR SERVICE GmbH	1FW	Germany		1			
FIREBLADE AVIATION (PTY) LTD.	OPM	South Africa			1		1
FIREFLY SDN BHD	FFM	Malaysia			1	1	1
FIRST CLASS AVIATION LTD.	9VP	Cayman Islands				1	
FIRST MANDARIN BUSINESS AVIATION CO., LTD	MZT	China	1		1	1	
FL 510 GmbH	9FG	Switzerland			1		
FL AIR CORPORATION	2FL	United States of America				1	1
FL AVIATION	9FL	United States of America		1			
FLAIR AIRLINES LTD	FLE	Canada			2		
FLAIR JET (LUFTVERKEHRGESELLSCHAFT)	2FJ	Germany		1			
FLAIRJET LTD.	FLJ	United Kingdom	3	4	11	8	4
FLEET AIR INTERNATIONAL	FRF	Hungary	7	14	8	8	9
FLEXFLIGHT APS	FXT	Denmark	3	4	5	2	3
FLEXJET LLC	LXJ	United States of America		2	1	3	5
FLIGHT MANAGEMENT CORPORATION	1FM	United States of America				1	
FLIGHT OPTIONS LLC	OPT	United States of America	1		1		1
FLIGHT PARTNER LTD	1FP	United States of America	1		1		
FLIGHTLINE (Spain)	FTL	Spain	14	18	14	12	7
FLIGHTWORKS, INC. (KENNESAW)	FWK	United States of America	1		1		1
FLUGFELAG ISLANDS, AIR ICELAND	FXI	Iceland				4	5
FLY 7 EXECUTIVE AVIATION S.A.	7FY	Switzerland			3	1	2
FLY ALPHA GMBH	BFX	Germany	4	4	4	4	5
FLY ART	FLB	Chad				1	1
FLY BAGHDAD	FBA	Iraq					1
FLY DUBAI	FDB	United Arab Emirates	17	20	27	19	26
FLY EGYPT	FEG	Egypt			9	6	12
FLY EXEC	PVT	Lebanon		1			
FLY GEORGIA LTD	FGE	Georgia	5				
FLY INTERNATIONAL AIRWAYS	NVJ	Tunisia				1	1
FLY JAMAICA AIRWAYS LIMITED	FJM	Jamaica			4	3	2

Operator Name	Operator Code	Operator State Name	Total inspections				
			2013	2014	2015	2016	2017
FLY ONE S.R.L.	FIA	Moldova				1	9
FLY PRO SRL	PVV	Moldova					1
FLY4LESS KFT	1FL	Hungary		1			
FLYBE JERSEY EUROPEAN	BEE	United Kingdom	33	32	36	38	51
FLYCOM D.O.O.	FLO	Slovenia				1	
FLY-COOP LEGISZOLGALTATO KFT.	1FC	Hungary				1	1
FLYDOM (dba JETBUDGET) N.V.	NKK	Saint Maarten	6	6	6	5	6
FLYING AMBULANCE (PTY) LTD T/A AEROCARE	SYD	South Africa					1
FLYING BAR LLC	1FB	United States of America					1
FLYING GROUP LUXEMBOURG	FYL	Luxembourg	4	3	6	5	6
FLYING LION LIMITED	3FL	Bermuda			1		1
FLYING SERVICE	FYG	Belgium	11	11	9	12	9
FLYJET SP. Z.O.O.	FYJ	Poland	5	6	6		
FLYWATCH GLOBAL LTD	FWG	Isle of Man				1	
FMS FLEET MANAGEMENT SERVICE	9FM	France			1		1
FORMULA ONE MANAGEMENT LTD.	FOR	United Kingdom	1	1	1		1
FORT AERO AS	FRX	Estonia		4	5	1	3
FOURNAIS AVIATION ApS	3FA	Denmark				2	
FOX FLIGHT INC.	6KU	Canada	1		4	3	4
FOX PAIN COMPANY	9FO	United States of America			1		
FR AVIATION LTD	FRA	United Kingdom		1			1
FREDEX LLC	9FX	United States of America					1
FREE BIRD AIRLINES	FHY	Turkey	42	36	38	26	25
FRONTIER AIRLINES, INC. (DENVER, CO)	FFT	United States of America			1		
FSBI ARC OF EMERCOM OF RUSSIA	SUM	Russian Federation	1	1			
FTC CONSULTING AG	1FT	Isle of Man		1		1	
G5 EXECUTIVE AG	EXH	Switzerland	8	8			
GAIN JET AVIATION S.A.	GNJ	Greece	10	15	16	18	11
GAINJET IRELAND LTD	GJI	Ireland				1	3
GALAXY AIRWAYS, INC.	9GA	Canada		1		2	2

Operator Name	Operator Code	Operator State Name	Total inspections				
			2013	2014	2015	2016	2017
GAMA AVIATION (BEAUPORT) LTD dba AVIATION BEAUPORT	AVB	United Kingdom	5	8	5	3	
GAMA AVIATION LLC	GAJ	United States of America	1	3	3	3	5
GAMA AVIATION LTD	GMA	United Kingdom	10	5	11	14	10
GAMA AVIATION S.A. (SWITZERLAND)	GCH	Switzerland		2	3	1	
GAMA AVIATION, FZC (UAE)	GSH	United Arab Emirates	5	1	4	2	3
GAMBIA BIRD AIRLINES LIMITED	GBQ	Gambia	1				
GANDEL INVESTMENTS PTY	7GD	Australia	1	1	1		
GARRY ITKIN PROJET GmbH	9GT	Isle of Man				1	
GARUDA INDONESIA, P.T.	GIA	Indonesia	5	14	16	17	15
GARY JET CENTER INC.	8GA	United States of America			2		
GASEOSAS LUX SA	2LX	Colombia					1
GAZPROMAVIA	GZP	Russian Federation	8	12	10	14	13
GEMUE GmbH & Co KG	3GE	Germany					1
GENEL HAVACILIK	7GH	Turkey				5	4
GENERAL AVIATION FLYING SERV. (MERIDIAN)	GTH	United States of America	3	1	3	4	
GENERAL AVIATION Sp z.o.o.	GNZ	Poland			1	2	1
GENEX LTD	GNX	Belarus	7	13	14	7	11
GEORGIAN AIRWAYS	TGZ	Georgia	19	16	15	15	24
GEPGI AVIATION LTD	4GA	United Kingdom	1				
GERALD COMBOUL AVIATION INC	1GC	United States of America				1	
GERMAN PRIVATE JET GROUP	8EG	Germany			5	4	3
Germania Flug AG (Switzerland)	GSW	Switzerland				14	8
GERMANIA FLUGGESELLSCHAFT mbH (GERMANY)	GMI	Germany	31	30	31	42	33
GERMANWINGS GMBH	GWI	Germany	46	57	59	56	54
GESTAIR EXECUTIVE JET	GES	Spain	7	7	3	6	10
GHADAMES AIR TRANSPORT	GHT	Libya	1	2	5	2	
GIS AVIATION AVV	5GI	Aruba		2		1	
G-JET S.R.O.	GSJ	Czech Republic	3	1		2	1
GLOBAL AFRICA AVIATION (PVY) LTD	GAA	Zimbabwe	14	9	12	5	3
GLOBAL AVIATION OPERATIONS	GBB	South Africa		1	2	5	13

Operator Name	Operator Code	Operator State Name	Total inspections				
			2013	2014	2015	2016	2017
GLOBAL FLIGHT SOLUTIONS	GSO	United Kingdom	2	3			
GLOBAL JET AUSTRIA	GLJ	Austria	7	8	2	7	9
GLOBAL JET ISLE OF MAN LTD.	8IM	Isle of Man					3
GLOBAL JET LUXEMBOURG	SVW	Luxembourg	23	18	28	24	22
GLOBAL JET MANAGEMENT	8AD	Switzerland					1
GLOBAL S AVIATION	9GS	Cameroon		2	1		
GLOBAL SUPPLY SYSTEMS LTD.	GSS	United Kingdom	7	2			
GLOBAL TAXI AEREO LTDA	1GT	Brazil		1	1		
GLOBEAIR AG	GAC	Austria	22	23	24	22	21
GLOBUS AIRLINES (dba S7 AIRLINES)	GLP	Russian Federation	14	15	12	12	11
GLOCK GmbH	9GL	Austria		1			
GMK CONSULTING LTD.	9GM	Isle of Man			1	1	
GMR AVIATION PVT LTD	9PP	India			1		
GO AHEAD INTERNATIONAL LTD	7GO	unknown				1	1
GO2SKY	RLX	Slovak Republic	6	20	30	24	22
GOF AIR S.A. DE C.V.	GOF	Mexico					1
GOFIR S.A.	GOI	Switzerland	1	1			
GOJET AIRLINES	GJS	United States of America				2	4
GOJET PTY LTD	9NO	Australia				1	
GOLDECK FLUG GMBH	GDK	Austria	6	6	7	3	5
GOLIAF AIR	GLE	Sao Tome and Principe		1			
GRAFAIR FLIGHT MANAGEMENT AB	6DE	Sweden	1		2	5	5
GRAND CRU AIRLINES	GCA	Lithuania	1	5	4	12	1
GRANDE MOINHO CEARENSE S.A.	5MO	Brazil					2
GR-AVIA-SA	GIB	Guinea	3				
GROSSMANN AIR SERVICE	HTG	Austria	2				
GROZNY AVIA JSC	GOZ	Russian Federation	3	4	5	2	
GRYPHON AIR, LLC	5GY	United States of America					1
GRYPHON AIRLINES SA (PTY) LTD	GRF	South Africa					4
GS AVIATION	6KM	Madagascar	2	1		2	

Operator Name	Operator Code	Operator State Name	Total inspections				
			2013	2014	2015	2016	2017
GULF AIR B.S.C.	GFA	Bahrain	19	27	29	29	27
GULF COAST (GC) AVIATION	GCT	United States of America		1			
GULF HELICOPTERS COMPANY	2GU	Qatar					1
GULF WINGS	GWC	United Arab Emirates	3	6	5	6	3
GULFSTREAM AEROSPACE CORPORATION	GLF	United States of America			1		
GUM AIR NV	GUM	Suriname			1		
H.S. AVIATION CO. LTD	HSN	Thailand			1		1
HAHN AIR-LINES GMBH	HHN	Germany	1	3	1	6	5
HAHN PARTICIPACOES EIRELI	3HP	Brazil					1
HAINAN AIRLINES	CHH	China	6	8	26	32	28
HALLIBURTON ENERGY SERVICES	2HE	United States of America	1				
HAMBURG AIRWAYS GMBH	HAY	Germany	6	13			
HANG KHONG VIET NAM	HVN	Viet Nam	19	24	22	27	24
HANGAR 8 AOC LTD.	HGR	United Kingdom	6	7	10	1	
HARING (A with trema)	3HA	Germany					1
HARMONY JET	HMJ	Malta					2
HATAY HAVA YOLLARI	2HA	Turkey		1	2	5	1
HAVERFORDWEST AIR CHARTER SER.	PYN	United Kingdom		1			
HAWAIIAN AIRLINES	HAL	United States of America	4	2	2	2	2
HAWORTH TRANSPORTATION SERVICES LLC	1HT	United States of America					1
H-BIRD AVIATION SERVICES AB	ETI	Sweden		4	3	3	10
HEBEI AIRLINES CO. LTD	HBH	China					1
HEDA AIRLINES LIMITED	1MM	Isle of Man	1				
HELI ALPES	8DL	Switzerland	1	1	1	1	
HELI AND CO	1HC	Belgium		2		1	
HELI SERVICE BELGIUM N.V.	1HB	Belgium		1		1	
HELI-AIR-MONACO	MCM	Monaco	4	3	3	3	2
HELIANG TRANSPORT AERO	3HE	Angola	1				
HELICOPTER TRAVEL MUNICH GmbH	HTM	Germany	4	4	7	9	5
HELICOPTEROS DOMINICANOS S.A.	9DO	Dominican Republic			3	3	2



Operator Name	Operator Code	Operator State Name	Total inspections				
			2013	2014	2015	2016	2017
HELIDOSA AVIATION GROUP S.A.	9HV	Dominican Republic					1
HELI-FLIGHT	6CE	Germany	1				
HELI-HOLLAND B.V.	HHE	the Netherlands	1	2	1	1	1
HELIJET CHARTER GMBH	5BR	Germany	1		1	1	
HELIPTUGAL	HPL	Portugal	2	1	1	1	1
HELISTAR TAXI AERO	1HS	Brazil			2	1	
HELISWISS, SCHWEIZERISCHE HELIKOPTER AG	HSI	Switzerland					1
HELITEAM SUD PETER THOMA	9HE	Germany		1			1
HELITT LINEAS AEREAS, S.A.	HTH	Spain	6	4			
HELI-TV SA	5HE	Switzerland					1
HELVETIC AIRWAYS AG	OAW	Switzerland	19	21	24	30	30
HEMUS AIR	HMS	Bulgaria	1				
HENDELL AVIATION OY	HDL	Finland			1	2	4
HERMES AIRLINES	HRM	Greece	25	25	26	3	
HERMES AVIATION	HME	Malta		4			
HERON LUFTFAHRT GMBH & CO. KG	HRN	Germany	2	3	2	4	6
HERRENKNECHT AVIATION GmbH	9HR	Germany					1
HESNES AIR	HSG	Norway	2	3	2	3	2
HEWLETT-PACKARD	2HP	United States of America		1			
HEX-AIR	HER	France		3	1	2	
HFF TRAVEL AIRWAYS	6CQ	Madagascar	1		2	1	
HI FLY	HFY	Portugal	12	15	18	13	19
HI FLY LTD	HFM	Malta	5	1	1	9	11
HIGH PERFORMANCE	1HP	United States of America		1			
HIGH WINGS AVIATION	1HW	Aruba				3	1
HIMALAYA AIRLINES PVT. LTD	HIM	Nepal					2
HINDALCO INDUSTRIES LTD	1HI	India					1
HINSON CORPORATE FLIGHT SERVICES INC.	9HI	United States of America					4
HK BELLAWINGS JET LIMITED	BWJ	Hong Kong				1	2
HOLIDAYS CZECH AIRLINES	HCC	Czech Republic	9	1			

Operator Name	Operator Code	Operator State Name	Total inspections				
			2013	2014	2015	2016	2017
HONEYWELL	8HW	United States of America		1	1		
HONG KONG AIR CARGO CARRIER LIMITED	2HK	Hong Kong					1
HONG KONG AIRLINES LTD	CRK	Hong Kong			1	6	5
HONG KONG JET	HKJ	Hong Kong	1				
HORIZON AIR	QXE	United States of America			1	2	2
HORMAN KG VERKAUFGESELLSCHAFT	1HK	Germany					1
HUNNU AIR	MML	Mongolia		1			
HYPERION AVIATION LTD	HYP	Malta	2	9	7	7	7
HYUNDAI MOTOR COMPANY	9HY	Korea / South Korea					2
I.J.M. INTERNATIONAL JET MANAG	IJM	Austria	12	19	18	19	17
IAS MEDICAL	MDI	United Kingdom			1	3	1
IBERIA	IBE	Spain	39	45	63	64	57
IBERIA EXPRESS	IBS	Spain	6	12	22	22	21
IBEX AIR CHARTER S.A.R.L.	IBC	Lebanon	3	1			
ICAR AIR	RAC	Bosnia and Herzegovina	2	2		1	2
ICE YACHT MANAGEMENT LTD	9YA	New Zealand			1		
ICELANDAIR	ICE	Iceland	37	32	33	50	39
ICON AIR	7IC	Pakistan			1		
ICON TAXI AEREO LTDA	9CB	Brazil			1	2	1
ICS-AERO SM S.R.L.	7RW	San Marino				3	3
IFFD GMBH	1IF	Austria					1
IFLY S.A.	IFM	Greece					1
IHY IZMIR HAVAYOLLARI A.S.	IZM	Turkey	7	8	9	10	7
IMAGE AIR CHARTER LTD	BMG	Canada		1		2	1
IMP Group Aviation Service Ltd	XGG	Canada			1		
IMPERIAL JET EUROPE GMBH, HALLBERGMOOS	JTI	Germany	6	7	8	8	10
INAER HELICOPTEROS OFF-SHORE, S.A.	IOF	Spain		1			
INAER HELICOPTEROS, S.A.	INR	Spain		1	1	2	
INDONESIA AIR ASIA	AWQ	Indonesia		1	2	2	5
INEOS AVIATION LIMITED	IA1	United Kingdom					1

Operator Name	Operator Code	Operator State Name	Total inspections				
			2013	2014	2015	2016	2017
INFINITY AVIATION	9IF	Republic of Serbia		5	5	9	4
INSEL AIR INTERNATIONAL N.V.	INC	Curacao	5	2	4	4	7
INSELAIR ARUBA N.V.	NLU	Aruba			1	1	
INTER ILES AIR	IIA	Comoros	10	14	9	12	8
INTERAVIATION CHARTER	IAC	Romania	4	3	1		
INTERFACE OPERATIONS BERMUDA LTD	6IN	United States of America					1
INTERFACE OPERATIONS LLC	5IN	United States of America	1	1			
INTERGLOBE AVIATION PRIVATE LTD (T/A INDIGO)	IGO	India		5	9	8	8
INTERJET	MTF	Italy	1	2	1	2	3
INTERNATIONAL AIR RESPONSE	8AR	United States of America		1		1	
INTERNATIONAL JETCLUB LTD.	6KZ	United Kingdom	1				
INTERSKY LUFTFAHRT GMBH	ISK	Austria	13	16	17		
INVESTAVIA JSC AIRCOMPANY	TLG	Kazakhstan	1				
IRAERO, AIRCOMPANY	IAE	Russian Federation				1	3
IRAN AIR TOURS CO.	IRB	Iran				3	5
IRAN ASEMAN AIRLINES	IRC	Iran	11	12	9	4	5
IRAN NAT. AIRLINES (IRAN AIR)	IRA	Iran	52	52	60	48	53
IRAQ GATE COMPANY	3IQ	Iraq	2	3			
IRAQI AIRWAYS	IAW	Iraq	25	56	44	18	20
ISD AVIA LTD	ISD	Ukraine	7	3			
ISLAND AIRLINES, LLC	1IA	United States of America					1
ISLAND AVIATION SERVICES	IAS	Maldives				1	
ISRAIR	ISR	Israel	16	14	13	17	19
ITALFLY	ITL	Italy	3	5	4	2	3
IXAIR	IXR	France	5	3	5	4	
IZHAVIA	IZA	Russian Federation	2				
J C BAMFORD (EXCAVATORS) LTD.	JCB	United Kingdom	1	1	2		
JANEZ LET D.O.O.	7JA	Slovenia			1		2
JAPAN AIR LINES COMPANY, LTD.	JAL	Japan	12	17	14	15	18
JAPAT AG	1JP	unknown				1	1

Operator Name	Operator Code	Operator State Name	Total inspections				
			2013	2014	2015	2016	2017
JAZEERA AIRWAYS	JZR	Kuwait	2	6	8	9	11
JEL AVIATION LLC	9JC	United States of America				1	
JET 2000	JTT	Russian Federation			1		1
JET AIR GROUP	JSI	Russian Federation	5	3	6	3	4
JET AIRLINES	SOZ	Kazakhstan			1	1	
JET AIRWAYS, M/S (INDIA) PVT	JAI	India	12	24	34	33	32
JET ASIA AIRWAYS CO., LTD	JAA	Thailand		1			
JET AVIATION BUSINESS JETS (HONG KONG)	1JA	Hong Kong	1		3	2	
JET AVIATION BUSINESS JETS DEUTSCHLAND GMBH	6CY	Germany		2		1	3
JET AVIATION FLIGHT SERVICES, INC. (TETERBORO, NJ)	JAS	United States of America	1	3	5	6	4
JET AVIATION, BUSINESS JETS AG	PJS	Switzerland	2	11	5	5	13
JET CAPITAL AVIATION S.A.	5JV	Portugal					4
JET CHARTER INC.	JCT	United States of America					1
JET CITY PTY. LTD.	6KB	Australia			1		1
JET CONNECTIONS LTD.	6PA	Cayman Islands				1	
JET CORPORATE, LYON-BORN	1JC	France				2	
JET EXCHANGE LIMITED	XCH	United Kingdom				1	
JET EXECUTIVE INT'L CHARTER	JEI	Germany	9	11	8	7	6
JET GLOBE HAVACILIK TASIMACILIK VE T?CARET A.S	6JO	Turkey	1	1	1	1	3
JET LINX AVIATION, LLC	JTL	United States of America					1
JET MANAGEMENT-EUROPE BV	7JM	the Netherlands		1	1		
JET MIDWEST INC.	8JM	United States of America					2
JET POOL NETWORK LUFTVERKEHRS	6ME	Austria	5	3	2	7	4
JET SELECT LLC	OHC	United States of America	1				1
JET STAR INC.	1JS	United States of America					1
JET STAR SRL	JSR	Moldova	3				
JET STORY SP. Z.O.O.	JDI	Poland	14	14	15	19	15
JET STREAM	JSM	Moldova					1
JET TIME	JTG	Denmark	28	31	47	36	29
JET TIME OY	JTF	Finland		3	4	2	

Operator Name	Operator Code	Operator State Name	Total inspections				
			2013	2014	2015	2016	2017
JET2.COM LTD	EXS	United Kingdom	49	42	37	26	46
JET24 GmbH	9JE	Austria				6	10
JET4U S.R.L	1FU	San Marino					1
JETALLIANCE AG	JAG	Austria	1				
JETALLIANCE SOUTH	JSO	Austria	2				
JETBEE CZECH s.r.o.	JBC	Czech Republic				2	11
JETBLUE AIRWAYS	JBU	United States of America				1	2
JETCALL GMBH & CO. KG	JCL	Germany				1	3
JETCLUB UK	8JC	United Kingdom		1			
JETCONNECT LIMITED	QNZ	New Zealand					1
JETFLIGHT AVIATION	3JA	United States of America				1	1
JETFLITE OY, FINLAND	JEF	Finland	7	6	4	4	4
JETFLY AIRLINE GMBH	JFL	Austria	2	3	3	4	3
JETFLY AVIATION S.A.	JFA	Luxembourg	6	4	4	9	14
JETGO AUSTRALIA HOLDINGS PTY LTD	1JG	Australia	1				
JETKEY SAS	KBD	France				1	5
JET-LINK AG	JLK	Switzerland	1				
JETMAGIC LTD	JMK	Malta		3	1	3	3
JETNETHERLANDS	JNL	the Netherlands	10	14	12	8	12
JETPASS	9JP	United States of America		1			2
JETPLANE	N56	Denmark				1	1
JETPORT INC.	7YI	Canada			2		
JETTRAN INTERNATIONAL	1JI	United States of America	2				
JETSTAR AIRWAYS PTY. LTD	JST	Australia				1	1
JETSTAR ASIA AIRWAYS PTE LTD	JSA	Singapore					1
JETSTAR PACIFIC AIRLINES	2JP	Viet Nam			2	1	3
JET-STREAM LTD.	JSH	Hungary		5	10	7	14
JINDAL STEEL AND POWER	6JL	India			1		
JINGGONG GLOBALJET (ZHEJIANG) JET	JGJ	China					1
JIVAIR AB	JIV	Sweden	1	2	1	2	1

Operator Name	Operator Code	Operator State Name	Total inspections				
			2013	2014	2015	2016	2017
JK JETKONTOR AG	JKH	Germany	1	3	4	4	6
JNR AVIATION CO.	3JN	Cayman Islands				1	
JOB AIR	JBR	Czech Republic	2	1			
JOON	JON	France					7
JORDAN CONSULTING	5JC	United States of America	1				
JOTA AVIATION	ENZ	United Kingdom	7	7	7	6	10
JOURNEY AVIATION LLC.	JNY	United States of America		1	4		3
JP MORGAN CHASE BANK	9JM	United States of America			1		
JSC AIR CONTROL	9CY	Kazakhstan				1	
JSC GETJET AIRLINES (ORO TAKSI)	GJT	Lithuania				7	16
JSC ROYAL FLIGHT (ABAKAN AVIA)	ABG	Russian Federation	1	3	6	7	11
JUBBA AIRWAYS LIMITED	JBW	Kenya			1	3	2
JUNG SKY	JSY	Croatia	4	6	7	9	8
JUPITER CAPITAL PRIVATE LIMITED	JCP	India					1
JUTLAND JETS AIR TAXI A/S	JUT	Denmark	1	2			
K2 SMARTJET	KSJ	Greece	6	2			
K5-AVIATION GMBH	KAY	Germany	2	2	5	5	3
KAAN AIR	9KR	Turkey					1
K-AIR S.P.A	FXR	Italy	9	2	9	10	9
KAISER AIR INC.	KAI	United States of America		1			2
KALITTA AIR, LLC	CKS	United States of America	13	7	10	11	13
KALITTA FLYING SERVICE, INC.	KFS	United States of America	2			1	
KAM AIR	KMF	Afghanistan		3			
KAMA AVIATION LLC	7KV	United States of America	1			1	
KARNAVATI AVIATION PRIVATE LIMITED	5KV	India	1		1		1
KARUN AIRLINES	4KA	Iran		2	2	3	2
KAZ AIR JET	KEJ	Kazakhstan		1			1
KEEPFLYING LLP	1KF	United Kingdom					1
KELOWNA FLIGHTCRAFT AIR CHARTER LTD.	KFA	Canada			3	1	
KENNEDY AIR-AG PTY LIMITED	9KE	Australia				1	

Operator Name	Operator Code	Operator State Name	Total inspections				
			2013	2014	2015	2016	2017
KENYA AIRWAYS LTD.	KQA	Kenya	27	30	25	23	17
KERMAS AVIATION LTD.	KER	Malta			1	7	3
KEY AIR, LLC	KEY	United States of America		2		1	
KEYSTONE AVIATION	1KY	United States of America		1	1	2	2
KHARKIV AIRLINES	KHK	Ukraine		1			
KHORS AIRCOMPANY	KHO	Ukraine	5			1	2
KING AIRSHARE SA	2KA	United States of America	1				
KING POWER INTERNATIONAL CO. LTD.	9KI	Thailand			1		1
KINGFISHER AIR SERVICES	BEZ	United States of America	5	6	6	6	2
KISH AIR	KIS	Iran	1	4	7	4	2
KLASJET	KLJ	Lithuania			1	1	4
KLM CITYHOPPER BV	KLC	the Netherlands	37	34	35	45	44
KLM ROYAL DUTCH AIRLINES	KLM	the Netherlands	50	48	55	58	72
K-MILE AIR CO., LTD	KMI	Thailand				1	2
KNSF FLIGHT SERVICES	2FS	the Netherlands					1
KOGALYMAVIA (KOLAVIA)	KGL	Russian Federation	19	19	7		
KONSTAGE GmbH & Co.	7KO	Germany			1	1	
KOREAN AIR Co.,Ltd (2015-BS12)	9KO	Korea / South Korea				1	
KOREAN AIR LINES CO., LTD.	KAL	Korea / South Korea	27	37	33	33	36
KORFEZ HAVACILIK TURIZM VE TICARET AS	6JP	Turkey	4	4	7	7	3
KOSMOS	KSM	Russian Federation	1	1			
KUTUS LIMITED	9KT	Isle of Man			1		
KUWAIT AIRWAYS CORPORATION	KAC	Kuwait	36	46	39	54	44
L R AIRLINES LTD	LRB	Czech Republic	1	1			
LA AVIATION	2LA	Cayman Islands		1			
LA BAULE AVIATION (VALLJET)	VLJ	France	4	2	2	5	5
LACSA (Lineas Aereas Costarric	LRC	Costa Rica		2	3	2	3
LAM - LINHAS AER DE MOCAMBIQUE	LAM	Mozambique					1
LAMIA CORPORATION	LMD	Bolivia			1		
LAN CARGO S.A. (LATAM CARGO CHILE)	LCO	Chile	6	8	6	4	7

Operator Name	Operator Code	Operator State Name	Total inspections				
			2013	2014	2015	2016	2017
LAN PERU S.A.	LPE	Peru	5	8	15	10	5
LANGLEY AVIATION LTD.	8GL	Isle of Man			1		
LAOS AIRLINES	LAO	Laos			1	1	1
LATAM AIRLINES GROUP S.A. (LATAM AIRLINES CHILE)	LAN	Chile	21	14	12	9	10
LAUDAMOTION EXECUTIVE GMBH	LDX	Austria	8	11	9	17	11
LEADER S.R.L.	LSA	Italy	1	3	4	3	7
LEEWARD ISLANDS AIR TRANSPORT (1974) LTD	LIA	Antigua and Barbuda	7	15	15	9	9
LET'S FLY S.L.	LLY	Spain	2				
LFAS - LEASE FLY AVIATION SERVICES	LZF	Portugal	2	1	8	7	7
LIBERTY GLOBAL	1LG	United States of America	3	2	2	2	1
LIBYAN AIR AMBULANCE	8AF	Libya	1	1			
LIBYAN AIRLINES	LAA	Libya	2	5	6	6	4
LIBYAN WINGS	LWA	Libya					1
LICHMERE INVEST IND.	8LM	Poland				1	
LIDER TAXI AERO S/A - AIR BRASIL	9BR	Brazil			1		
LIEBHERR-AVIATION GmbH	LHB	Germany				1	2
LIFE LINE AVIATION	LLK	Greece	3		4	3	6
LIFEFLIGHT AUSTRALIA LIMITED	GDY	Australia					3
LIMAK AIR	6GP	Turkey			1		1
LIMITLESS AIRWAYS	LIM	Croatia			9	10	
LINEA AEREA CARGUERA DE COLOMBIA S.A.	LAE	Colombia			1	1	
LINEA AEREA DE SERVICIO EJECUTIVO REGIONAL, C.A. (LASER)	LER	Venezuela					2
LINEAS AEREAS SURAMERICANAS	LAU	Colombia		1			
LINKSAIR LTD	LNQ	United Kingdom	1		1		
LINTH AIR SERVICE	6AK	Switzerland				1	
LION MENTARI AIRLINES, PT.	LNI	Indonesia			4	2	4
LIONAIR, INC.	8LP	Philippines			2	2	1
LIONS AIR SKYMEDIA AG	LEU	Switzerland	5	2	3	1	
LIPICAN AER D.O.O.	3LA	Slovenia			1	4	
LIVINGSTONE EXECUTIVE S.P.A.	AOE	Italy	2	2			



Operator Name	Operator Code	Operator State Name	Total inspections				
			2013	2014	2015	2016	2017
LJ ASSOCIATES DBA LJ AVIATION	LJY	United States of America				2	
LLC ALPHA AIR	AAG	Ukraine				3	
LLC IKAR	KAR	Russian Federation	1	8	3	7	5
LODGINGS 2000 LP	6MW	Gibraltar			1		1
LOGAN AIR LIMITED	LOG	United Kingdom	1	1	1	5	1
LONDON AIR SERVICES	1LS	Canada		1			
LONDON EXECUTIVE AVIATION LTD	LNK	United Kingdom	26	17	22	26	22
LONGTAIL AVIATION LTD.	LGT	Bermuda	1	1	2		2
LORRAINE AVIATION	LRR	France			1		
LOT - POLSKIE LINIE LOTNICZE	LOT	Poland	74	65	67	68	65
LOUIS VUITTON MOET HENNESSY-LVMH LTD. "I FLY"	1LV	France		1			
LUCKY AIR CO., LTD	RSY	Russian Federation	11	11	10	6	5
LUFTFAHRTGESELLSCHAFT WALTER	LKE	China			2		
LUFTHANSA CARGO AG.	LGW	Germany	10	11	8	11	15
LUFTHANSA CITYLINE	GEC	Germany	2	6	5	5	8
LUFTHANSA FLIGHT TRAINING	CLH	Germany	47	51	43	46	37
LUFTHANSA FLIGHT TRAINING	9LH	Germany					1
LUFFTRANSPORT A/S	LTR	Norway			1		
LUFTVERKEHR FRIESLAND BRUNZEMA	LFH	Germany	3				
LUTZ BUNNENBERG	1LB	Germany					1
LUXAIR	LGL	Luxembourg	33	38	40	37	47
LUXAVIATION GERMANY GmbH	LXG	Germany	4	6	7	8	12
LUXAVIATION S.A.	LXA	Luxembourg	13	15	16	10	6
LUXEMBOURG AIR AMBULANCE S.A.	DUK	Luxembourg	7	7	5	10	8
LUXWING	LWG	Malta	8	13	15	16	17
LYDD AIR LTD	LYD	United Kingdom		2	1	3	2
LYNDEN AIR CARGO	LYB	Papua New Guinea		1			
LYNDEN AIR CARGO, LLC	LYC	United States of America	2		1	4	
LYNX AVIATION (Isle of Man) LIMITED	5LY	Isle of Man					1
LYON AVIATION INC	2FR	United States of America			1	1	3

Operator Name	Operator Code	Operator State Name	Total inspections				
			2013	2014	2015	2016	2017
LYRECO (FRANCE)	9LY	France					1
M&N AVIATION	WYM	United States of America	1				
M/S POONAWALLA AVIATION PVT. LTD.	5PN	India	1	1	3	2	1
MABENA PTY LTD	8MA	Australia					1
MABETEX	5MX	United States of America				1	
MACAIR, INC.	9MA	United States of America		1			
MACAU JET INTERNATIONAL CO. LTD.	MMJ	Macau			1	1	1
MACH OPERATION GmbH	6LJ	Germany	3	4	3	2	
MACI-001 DOO	6MD	Republic of Serbia					1
MADAGASCAR TRANS AIR	6CD	Madagascar		3	3	2	3
MADAGASIKARA AIRWAYS SARL	9DW	Madagascar					1
MADJET-TRANSPORTES AEREOS, S.A.	MJT	Portugal	1	1	2		3
MAE A/C MANAGEMENT	MEN	Bahrain	2	1			1
MAERSK AIR LTD. (UK)	MSK	United Kingdom	1				
MAGELLAN PRO-SERVICE SP	5PV	Poland					1
MAGIC CARPET ENTERPRISES	3MC	United States of America	1				
MAGNA AIR GES.M.B.H.	MGR	Austria	2	1	2	2	4
MAHAN AIR	IRM	Iran	11	20	37	41	48
MAHLE INTERNATIONL GmbH	7ML	Germany					1
MAINE AVIATION CORPORATION	MAT	United States of America	1				
MAINSTREET AVIATION MANAGEMENT	9MT	Isle of Man					1
Majestic Executive Aviation	MAY	Austria	4				
MALAYSIA AIRLINES BERHAD	MAS	Malaysia	17	16	26	14	6
MALETH AERO AOC LTD.	MLT	Malta	6	7	9	17	19
MALI AIR LUFTVERKEHRGESELL.	MAE	Austria	4	1	2	2	6
MALIBU CONSULTING CORPORATION	9MC	Bermuda				1	
MALINDO AIRWAYS SDN. BHD.	MXD	Malaysia			2	1	4
MANDARIN AIR CO. LTD.	MJC	China			1		1
MARCO POLO AVIATION	8MP	Cayman Islands		2		1	1
MARCPLAN CHARTER PTY LTD	4MC	Australia	2	1		1	1

Operator Name	Operator Code	Operator State Name	Total inspections				
			2013	2014	2015	2016	2017
MARITIME INVESTMENT AND SHIPPING	MIS	Isle of Man				1	
MARK ANTHONY GROUP	5MA	Canada	1				
MARMALADE SKIES LLC	2ML	United States of America					1
MARS RK LTD	MRW	Ukraine	7				
MARSHALL AEROSPACE	MCE	United Kingdom	2				
MARTINAIR HOLLAND N.V.	MPH	the Netherlands	6	10	6	3	4
MASTERJET, AVIACAO EXECUTIVA	LMJ	Portugal	8	9	10	6	13
MAURITANIAN AIRLINES INTERNATIONAL	MAI	Mauritania	11	28	14	12	11
MAXIMUS AIR CARGO	MXU	United Arab Emirates	3				
MAXIMUS AIRLINES	MXM	Ukraine	3	1	2	4	5
MAYO AVIATION INC.	9AY	United States of America				1	
MBKS	PLG	Russian Federation	3	1	2	5	5
McDONALDS CORPORATION	2MD	United States of America			1		
MCH HOLDING B.V.	2MC	Germany	1				
MCM AVIATION	MC1	United States of America				1	
MED OPS	MDM	Malta	1	1	1	4	2
MEDI BUSINESS JET	9MJ	Morocco	2	1	1		
M-EDIA AVIATION LIMITED	3MA	Isle of Man			1		
MEDICAIR N.V. DBA EZAIR	EZR	Curacao					2
MED-VIEW AIRLINE LTD	MEV	Nigeria			2	7	
MEGA GLOBAL AIR SERVICES (MALDIVES)	MEG	Maldives			1		
MERAJ AIRLINES	MRJ	Iran		1	3	3	1
MERCADONA S.A.	2ME	Spain					1
MERIDIAN LTD	MEM	Ukraine	3	1	1	3	
MESA AIRLINES	ASH	United States of America				3	1
METROJET LIMITED	MTJ	Hong Kong	2	2	2	1	
METROPOLITAN AVIATION	BLR	United States of America			1		
MHS AVIATION GMBH	MHV	Germany	10	14	16	10	7
MHS AVIATION SDN BHD	6NK	Malaysia			1	1	1
MIAMI AIR INTERNATIONAL INC.	BSK	United States of America	2	5	3	8	6

Operator Name	Operator Code	Operator State Name	Total inspections				
			2013	2014	2015	2016	2017
MICHELIN AIR SERVICES	BIB	France	4	4	1	2	
MID EAST JET INC.	7ME	United States of America	5	1	5	2	1
MIDDLE EAST AIRLINES-AIR LIBAN, LARs Part 7/5	MEA	Lebanon	59	56	62	51	60
MIDEAST JET	6CC	Saudi Arabia	2	2	2	2	
MIDEX AIRLINES	MIX	United Arab Emirates	1				
MIDROC AVIATION LLC	7MI	United States of America				1	1
MIHIN LANKA (PVT) LTD	MLR	Sri Lanka	1	3	2		
MIKE POST PRODUCTION	3MP	United States of America			1		
MILENIUM AIR SERVICES LLC	4MA	United States of America				1	
MINILINER SRL	MNL	Italy	5	7	1		
MINOAN AIR S.A.	MAV	Greece	10				
MINSHENG INTERNATIONAL JET CO., LTD	MSF	China		1	1		
MIRAGE AVIATION LTD., USA	4FD	United States of America	5				1
MISTRAL AIR	MSA	Italy	16	18	8	14	13
MJET GmbH	MJF	Austria	4	6	1	8	11
MJETS	MIN	Thailand		1	1	2	
MKAIR7X PTY LTD.	9MK	Australia	1				
MNG HAVAYOLLARI VE TASIMACILIK	MNB	Turkey	13	15	15	17	17
MNG JET	1MN	Turkey	3	3	1	2	5
MOBYHOLD LTD.	8MO	Isle of Man					1
MOLDAVIAN AIRLINES	MDV	Moldova	5	3			1
MONACAIR	MCR	Monaco	2	1	2	2	2
MONARCH AIRLINES LTD.	MON	United Kingdom	54	28	25	19	25
MONGOLIAN AIRLINES	MGL	Mongolia	5	3	12	8	10
MONSANTO COMPANY	7MC	United States of America					1
MONTENEGRO AIRLINES	MGX	Montenegro	44	35	40	32	26
MONTserrat AIRWAYS LTD.	MNT	Montserrat	4	1	2		1
MOSCOVIA AIRLINES	GAI	Russian Federation	4	5			
MOTOR SICH	MSI	Ukraine	3	11	6	8	7
MOUNTAIN AIR CARGO, INC.	MTN	United States of America	5	4	8	10	7

Operator Name	Operator Code	Operator State Name	Total inspections				
			2013	2014	2015	2016	2017
MOUNTAIN FLYERS 80 LTD.	MFB	Switzerland			1		
MP AIR	9MP	United States of America			1		
MS AVIATION GmbH	8MS	Austria					1
MSC Aviation SA	1MS	Switzerland			1		3
MT FLY	MTE	Morocco		3	3	2	1
MUSTIQUE AIRWAYS	MAW	Saint Vincent / Grenadines	4	3	5	2	
MVA AVIATION LTD	9MV	Bermuda			1	1	
MY FAIR JET GmbH	HTL	Austria	3	3	3		
MYANMAR AIRWAYS INTERNATIONAL CO. LTD	MMA	Myanmar			1	1	2
MYANMAR NATIONAL AIRLINES	UBA	Myanmar			3	1	2
MYCITATION GmbH	MC2	Austria					1
NANSHAN JET CO., LTD	NSJ	China				1	
NAS AIRCRAFT MANAGEMENT	1NS	Saudi Arabia	1				
NAS JET PRIVATE AVIATION CO LTD	9NJ	Saudi Arabia		2	1		1
NATIONAL AIR CARGO GROUP, INC. (YPSILANTI, MI) dba NATIONAL AIRLINES	NCR	United States of America	3	7	2	8	1
NATIONAL AIR SERVICE-NETJETS	7NJ	Saudi Arabia	1			1	
NATIONAL AIR SERVICES (NAS)	KNE	Saudi Arabia	5	16	17	15	17
NATIONAL HELICOPTERS INC.	3NH	Canada	1		1	1	1
NAVEGACION Y SERV. CANARIOS	NAY	Spain	1		1	1	
NDT GLOBAL CORPORATE LTD	5ND	United States of America					2
NEOS SPA	NOS	Italy	22	13	17	21	14
NEPAL AIRLINES CORP.	RNA	Nepal				1	
NEPTUNE AIR	NEP	Malaysia		1		1	1
NESMA AIRLINES	NMA	Egypt	14	17	4	1	4
NESMA AIRLINES SAUDI ARABIA	NSS	Saudi Arabia					1
NETJETS AVIATION, INC.	EJA	United States of America	3	3	6	5	6
NETJETS BUSINESS AVIATION LTD.	8JE	China			1	1	
NETJETS INTERNATIONAL, INC.	NJT	United States of America	2		1	1	1
NETJETS, TRANSPORTES AEREOS	NJE	Portugal	74	67	65	71	71
NEW JET EUROPE	1NJ	Portugal		1			

Operator Name	Operator Code	Operator State Name	Total inspections				
			2013	2014	2015	2016	2017
NEW LIVINGSTON SPA	NLV	Italy	21	4			
NEW YORKER GROUP	9NE	Cayman Islands		1			
NEWCASTLE AVIATION LTD (NALJETS)	APX	United Kingdom		1	2	4	4
NEXTJET	NTJ	Sweden	3	1	7	2	2
NEXUS FLIGHT OPERATIONS	9NX	Saudi Arabia					1
NIGER AIRLINES	NIN	Niger				1	
NIGHT EXPRESS, FRANKFURT	EXT	Germany	1	4	4	5	3
NIKI Luftfahrt GmbH	NLY	Austria	46	29	33	39	28
NILE AIR	NIA	Egypt				3	10
NIPPON CARGO AIRLINES CO.	NCA	Japan	5	7	8	11	8
NISSAN NORTH AMERICA INC.	5NN	United States of America	1				2
NOKSCOOT CO. LTD.	NCT	Thailand			2		
NOMAD AVIATION (EUROPE) LTD	NUB	Malta		4	6	3	
NOMAD AVIATION (Switzerland)	NUM	Switzerland	6	8	5	3	4
NOORDZEE HELIKOPTERS VLAANDEREN	8AA	Belgium	5		2	5	1
NORD WIND LLC	NWS	Russian Federation	11	23	7	10	12
NORAVIA-REGIONAL AIRLINES	AUL	Russian Federation	4	10	4	8	3
NORDFLYG LOGISTIK AB	NEF	Sweden		1	1		
NORDIC GLOBAL AIRLINES OY	NGB	Finland	5	8	5		
NORDIC REGIONAL AIRLINES OY	FCM	Finland	24	27	28	21	23
NORTH AMERICAN AIR CHARTER	3NA	United States of America					1
NORTH AMERICAN AIRLINES	NAO	United States of America	3				
NORTH CARIBOU FLYING SERVICE LTD.	NCB	Canada	1				
NORTH EXPRESS AB	LOD	Sweden	1				
NORTH FLYING A/S	NFA	Denmark	8	7	4	10	12
NORTHEASTERN AVIATION CORP.	6HL	United States of America	1		1	2	
NORTHSIDE AVIATION LTD	4NA	Isle of Man			2		
NORTHUMBRIA HELICOPTERS LIMITED	NHL	United Kingdom					1
NORWEGIAN AIR INTERNATIONAL	IBK	Ireland		1	11	43	75
NORWEGIAN AIR NORWAY	NAN	Norway			2		9

Operator Name	Operator Code	Operator State Name	Total inspections				
			2013	2014	2015	2016	2017
NORWEGIAN AIR SHUTTLE AS	NAX	Norway	77	68	87	77	65
NORWEGIAN AIR UK LTD.	NRS	United Kingdom				1	2
NORWEGIAN LONG HAUL A/S	NLH	Norway	2	3			1
NOUVEL AIR TUNISIE	LBT	Tunisia	54	44	29	23	23
NOVA AIRLINES AB	NVR	Sweden	7	10	5	6	5
NOVAJET (2106701 ONTARIO INC.)	NOJ	Canada			1		1
NUROL HAVACILIK	1NU	Turkey		1			2
NUSANTARA AIR CHARTER, PT.	SJK	Indonesia				1	
OASIS FLIGHT MALTA LTD	OFM	Malta	1	3			
OCEANSKIES AERO LTD	2OC	Bailiwick of Guernsey				1	1
OHLAIR CHARTERFLUG	ECA	Germany		1	7	7	10
OK AVIATION Base, s.r.o	NTF	Czech Republic	5	13	6	2	4
OLT EXPRESS GERMANY	OLT	Germany	1				
OLYMPIC AIR	OAL	Greece	16	8	6	8	10
OLYMPUS AIRWAYS	OLY	Greece				13	30
OMAN AIR	OMA	Oman	13	23	25	20	20
OMAN ROYAL FLIGHT	ORF	Oman		1			
OMNI - AVIACAO E TECNOLOGIA	OAV	Portugal	8	8	4	3	5
OMNI AIR EXPRESS, INC. (TULSA)	OAE	United States of America	3	8	4	3	6
OMNI AIR TRANSPORT	DRL	United States of America	1				1
OMNI TAXI AEREO LTDA	1OT	Brazil		1			
OMNIFLYS, S.A. DE C.V.	OMF	Mexico	1			1	
OMY AVIATION	9OM	Switzerland			1		
OMYA INT. OG	9OY	Bermuda			1		
ONUR HAVA TASIMACILIK AWMS	OHY	Turkey	50	48	36	29	19
OPEN FLIGHT	OFL	France			1	2	
OPENSKIES	BOS	France	1		1	1	2
OPERA JET	OPJ	Slovak Republic	12	7			
OPERADORA DE VUELOS EJECUTIVOS, S.A. DE C.V.	OPV	Mexico		1			2
ORANGE2FLY AIRLINES S.A.	OTF	Greece				6	9

Operator Name	Operator Code	Operator State Name	Total inspections				
			2013	2014	2015	2016	2017
ORBEST S. A.	OBS	Portugal	14	7	6	11	10
ORENBURG AIRLINES, JSC	ORB	Russian Federation	32	36	9	5	
ORIENT GLOBAL AVIATION	1OG	Singapore				1	
ORIENT THAI AIRLINES	OEA	Thailand	1		1		
ORION (MALTA) LTD.	OXM	Malta	1	3	4	4	3
ORION-X	OIX	Russian Federation		2		3	5
ORSHA AIR	ORH	Belarus					1
ORTAC AIR LTD	1OA	Bailiwick of Guernsey					1
ORYX JET Ltd.	OJT	United Kingdom	2		1		
OSCAR JET SRL	OSJ	Moldova					1
OWENAIR (PTY) LTD	OWE	South Africa			1		1
OYONNAIR	6GF	France	1	3	5	2	1
PACIFIC FLIGHT SERVICES PTY LTD	9PF	Australia	1		1	1	1
PAKISTAN INT. AIRLINES (PIA)	PIA	Pakistan	29	35	32	33	34
PAL AEROSPACE LTD dba PROVINCIAL AEROSPACE	SPR	Canada			1		1
PALMALI HAVA TASIMACILIGI AS	6LE	Turkey	3	3	5	2	2
PAN AM WORLD AIRWAYS DOMINICANA	PWD	Dominican Republic			1	2	2
PAN EUROPEENNE AIR SERVICE	PEA	France	10	4	5	7	6
PAN HAVACILIK VE TICARET A.S.	PHT	Turkey					1
PANAIR S.P.A.	PIT	Italy			1		
PANAVIATIC	VPC	Estonia	15	7	5	7	8
PANNON AIR SERVICE	PHU	Hungary	1	1		2	
PARADIGM AIR (JET MANAGEMENT)	PMM	United States of America			1		1
PARALLEL EXPRESS	2PE	United States of America		1			
PASSAREDO TRANSPORTES AEREOS S.A.	PTB	Brazil				1	
PEAK AIR	6DQ	Germany	10	9	9	3	
PEARL AVIATION	9PE	Australia		1	1		
PECOTOX AIR	PXA	Moldova				1	
PEGASUS ELITE AVIATION	PEG	United States of America	5	5	5	9	4
PEGASUS HAVA TASIMACILIGI	PGT	Turkey	69	64	72	76	73



Operator Name	Operator Code	Operator State Name	Total inspections				
			2013	2014	2015	2016	2017
PEL AIR	PFY	Australia			1	2	1
PELIKAN AIRWAYS	6EM	Republic of Serbia	3				
PELISSIER HELICOPTER SRL	ELI	Italy		1			
PELITA AIR SERVICE P.T.	PAS	Indonesia			2	1	2
PEN AVIA LIMITED	PDY	United Kingdom	1		2	1	4
PENSKE JET INC.	7PE	United States of America				1	
PENTASTAR AVIATION CHARTER	4PA	United States of America		1			2
PERFECT AVIATION	PEF	Portugal	1				
PETRO AIR	PEO	Libya	1				1
PETROLEOS DE VENEZUELA	8BH	Venezuela				1	
PETROLEUM AIR SERVICES	PER	Egypt			1		
PETROWEST OPS	8PE	Nigeria		1			
PHENIX AVIATION	PHV	France			2	1	
PHILIPPINE AIR LINES - PAL	PAL	Philippines	6	12	17	15	18
PHILIPPINES AIRASIA INC.	EZD	Philippines					2
PHOENIX AIR GROUP, INC (CARTER	PHA	United States of America		2	3	2	3
PHOENIX AVIATION LTD.	PHN	Kenya	2		1		2
PHS PREMIUM AVIATION AND HANDLING SERVICES, SOCIEDADE UNIPessoal	PSU	Portugal	3	1			2
PIEDMONT AIRLINES INC	PDT	United States of America					1
PIEDMONT HAWTHORNE AVIATION, LLC	9PI	United States of America			1		
PILATUS FLUGZEUGWERKE AG	PCH	Switzerland					1
PINK AVIATION SERVICES	8PA	Austria		1			1
PINNACLE AVIATION / AIR CHARTER	3PA	United States of America					1
PIXIE AIR LTD.	8PX	Cayman Islands			1		
PLM DOLLAR GROUP LIMITED	PDG	United Kingdom				1	
PLUS ULTRA LINEAS AEREAS, S.A.	PUE	Spain			1	8	2
PMI GLOBAL SERVICES	8PM	United States of America					1
POBEDA AIRLINES LLC	PBD	Russian Federation			2	15	20
POLAR AIR CARGO, INC.	PAC	United States of America	2	3	2	4	3
PONTAIR	PTA	Malta					1

Operator Name	Operator Code	Operator State Name	Total inspections				
			2013	2014	2015	2016	2017
PORSCHE AIR SERVICE GMBH	6LR	Austria	1		1	1	2
PORT SIVIL HAVACILIK	6JM	Turkey	2	2		1	2
PORTUGALIA	PGA	Portugal	30	23	20	13	22
POUYA AIRLINES	PYA	Iran			1	1	1
PREMIER AVIA	6MT	Russian Federation	1		3	1	1
PREMIER AVIATION, L.L.C	1PA	United States of America	1				
PREMIUM JET AG	PJZ	Switzerland	4	1	3	6	7
PRESCOTT SUPPORT COMPANY INC	PSK	United States of America	1	1		1	3
PRESIDENTIAL AIRWAYS, INC.	6BL	United States of America			1		
PRESIDENTIAL AVIATION	PRD	United States of America		1		4	5
PRIESTER AVIATION (WHEELING,IL	PWA	United States of America			1	1	
PRIMA AIR SDN. BHD	HGM	Malaysia					1
PRIME AVIATION JSC	PKZ	Kazakhstan			2		
PRIME JET LLC	JPT	United States of America		1	2	5	3
PRIME SERVICE ITALIA S.R.L.	PRT	Italy	1			3	1
PRIMERA AIR NORDIC	PRW	Latvia			19	18	15
PRIMERA AIR SCANDINAVIA	PRI	Denmark	19	22	16	10	6
PRINCE AVIATION	PNC	Republic of Serbia	19	21	11	21	12
PRINCELY JETS	PJP	Pakistan			1		
PRIVAJET LTD	PVJ	Malta	2		2	3	
PRIVATAIR GMBH, DUSSELDORF	PTG	Germany			1		
PRIVATAIR SA	PTI	Switzerland	3	7	5	5	7
PRIVATAIR SAUDI ARABIA	PVS	Saudi Arabia			1	1	3
Private	ISS	Italy	21	28	25	31	18
Private	LAS	Switzerland			1	3	3
PRIVATE AFFAIRS BUREAU	5PA	United Arab Emirates		1	1	1	
PRIVATE FLIGHT	ZZZ	unknown	262	322	297	377	328
PRIVATE JET COMPANY LTD	PJM	Malta					1
PRIVATE US FLIGHT	8CT	United States of America	33	30	17	9	17
PRIVATE WINGS FLUGCHARTER	PWF	Germany	5	2	4	4	7

Operator Name	Operator Code	Operator State Name	Total inspections				
			2013	2014	2015	2016	2017
PRIVATEWAYS LUFTFAHRTGESELLSCHAFT MBH	PWY	Germany					3
PRIVILEGE STYLE, S.A.	PVG	Spain	16	13	13	24	31
PRIVIUM S.L. (EXCELAIR)	VDC	Spain	6	3	3		
PROAIR AVIATION GMBH	PAV	Germany	3	4	5	6	12
PROFESSIONAL FLIGHT TRANSPORT INC. dba WINDSOR JET MANAGEMENT (FORT LAUDERDALE, FL)	WJM	United States of America	3	1	1	5	1
PROJET AVIATION, LLC	PJF	United States of America	1		1		
PROMARK HOLDING S.A.	8PR	Luxembourg			1		
PSKOVAVIA	PSW	Russian Federation	11	4	8	9	6
PT MARTA BUANA ABADI	9PT	Indonesia			1		
PT MY INDO AIRLINES	MYU	Indonesia			3	2	1
PT TRI MG INTRA ASIA AIRLINES	TMG	Indonesia			6	2	4
PT. ALFA TRANS DIRGANTARA	2AT	Indonesia			1	2	2
PT. ELANG LINTAS INDONESIA	2EL	Indonesia			4	3	1
PT. TRANSWISATA PRIMA AVIATION	TWT	Indonesia			1		1
PTL LUFTFAHRTUNTERNEHMEN	KST	Germany	1	3	4	1	
PUBLISERVICIOS AEREOs, S.A. DE C.V.	PSP	Mexico	1				
PUNTO FA S.L.	MGO	Spain					2
QANTAS AIRWAYS LIMITED	QFA	Australia	8	11	11	8	12
QATAR AIRWAYS COMPANY	QTR	Qatar	90	93	109	97	114
QATAR AMIRI FLIGHT	QAF	Qatar	1	3		1	3
QATAR EXECUTIVE W.L.L.	QQE	Qatar	3	10	6	5	6
QESHM AIR	QSM	Iran		9	7	16	14
QUALITY FACILITIES INC	1QF	United States of America				1	
QUEEN AIR S.R.O.	QNR	Czech Republic	2	1	5	15	5
QUICK AIR JET CHARTER GMBH	QAJ	Germany	1	3	8	7	5
RABBIT-AIR AG, ZURICH	RBB	Switzerland	1	3	4	3	2
RADA AIRLINES LLC	RDA	Belarus			1	2	3
RAF-AVIA	MTL	Latvia	11	11	17	16	10
RAMSAY AIRCHARTER PTY LTD	9JL	Australia	1				

Operator Name	Operator Code	Operator State Name	Total inspections				
			2013	2014	2015	2016	2017
RAY AVIATION	REI	Israel	3	1	1	1	
RAYA AIRWAYS SDN. BHD.	RMY	Malaysia			2	2	
RAYMOND LTD.	7RY	India	1		1	1	1
RAYYAN AIR PVT. LTD	RAB	Pakistan		1			
REAL FLY SARL	8FW	Morocco					1
REC AVIATION	2RE	Turkey		1		1	2
RED WINGS AIRLINES	RWZ	Russian Federation	8	4	8	6	11
REDSTAR AVIATION	3RD	Turkey	1		1	2	
REDWOOD AIR SERVICE	3RW	United States of America	1				
REGENT AIRWAYS	RGE	Bangladesh			2	2	
REGIONAL AIR SERVICES	RTZ	Romania	1				
REGIONAL JET OU (NORDICA)	EST	Estonia				13	30
RELIANCE COMMERCIAL DEALERS LTD	1RC	India	1	2	2	1	
RELIANCE TRANSPORT & TRAVEL PRIVATE LIMITED	1RT	India					2
RELIGARE AVIATION LTD	7RL	India		2	2		1
RELY AS	RTG	unknown		1	2	1	3
REPUBLIC AIRLINES, INC. (INDIANAPOLIS, IN)	RPA	United States of America			5	7	14
REUPKE AIRSERVICE GmbH & Co KG	9RU	Germany			2	1	1
REVA INC	RVQ	United States of America	4	1	3	1	2
REVESCO AVIATION PTY LTD	9RE	Australia	1			1	2
RICHMOR AVIATION INC	6MF	United States of America	1				
RIKSOS YACHTING & AVIATION	6CL	Turkey	1				
RIZON JET	RZJ	Qatar	2				
RIZON QATAR	RZQ	Qatar	1				
RJ AVIATION	1RJ	United States of America				1	
RJM Aviation	2RJ	Chad		1		1	
RNJ GmbH & Co. KG	2RN	Germany				1	
ROBERT BOSCH GmbH	9RO	Germany				5	1
ROCKFIELD HOLDINGS LTD	7RO	Bermuda				1	
ROSE AIR LTD	REM	Bulgaria			3	8	8

Operator Name	Operator Code	Operator State Name	Total inspections				
			2013	2014	2015	2016	2017
ROSSIYA AIRLINES, JSC	SDM	Russian Federation	73	49	48	45	43
ROTANA JET AVIATION	RJD	United Arab Emirates	3	1	1	5	
ROTORFLUG GmbH	6NG	Germany		2			
ROTORMOTION	RKT	United Kingdom		1			
ROYAL AIR MAROC	RAM	Morocco	96	67	69	76	71
ROYAL AIR MAROC EXPRESS	RXP	Morocco	6	6	6	4	9
ROYAL BRUNEI AIRLINES	RBA	Brunei Darussalam	6	6	7	9	8
ROYAL FALCON OF JORDAN	RFJ	Jordan	1	2	1		
ROYAL JET	ROJ	United Arab Emirates	11	9	6	6	4
ROYAL JORDANIAN	RJA	Jordan	51	54	52	43	46
ROYAL STAR sp. z o.o.	8RS	Poland				2	
ROYAL WINGS	RYW	Jordan		4	2	3	6
RR INVESTMENTS INC. dba MILLION AIR	1RR	United States of America			1	1	2
RUBYSTAR	RSB	Belarus	5	13	11	21	15
RUSJET AIRCOMPANY	RSJ	Russian Federation	3	8	4	5	6
RUSLINE	RLU	Russian Federation	16	11	3	8	19
RUSSAIR AIRCOMPANY JSC	RUR	Russian Federation	1				
RVL AVIATION LTD.	REV	United Kingdom	1		2	1	4
RWANDAIR LTD.	RWD	Rwanda		1	2	3	12
RYANAIR	RYR	Ireland	219	136	150	148	154
S & K BERMUDA LTD.	6SK	Bermuda					2
S. GROUP AVIATION	SGL	Kyrgyzstan (Kirghizistan)			1		
S.C. EUROJET ROMANIA	RDP	Romania	5	4			
S.C.ION TIRIAC S.A.	TIH	Romania	3		4	1	5
S.T.C. AVIATION S.P.A. - MYJET	MXY	Italy	4				
SAAB AB	TGT	Sweden		2	2	1	1
SAF HELICOPTERES	SHP	France				1	
SAFI AIRWAYS	SFW	Afghanistan		5	5	4	
SAGOLAIR TRANSPORTES EJECUT.	SGP	Spain		1	1	1	1
SAINT BARTH COMMUTER	SBU	France	1	1	1	1	1

Operator Name	Operator Code	Operator State Name	Total inspections				
			2013	2014	2015	2016	2017
SALAM AIR	OMS	Oman					3
SALEM AVIATION	6LA	Saudi Arabia					1
SALZBURG JET AVIATION GMBH	MOZ	Austria	13	11	10	15	11
SANDER GEOPHYSICS LTD.	6ED	Canada			1		
SANIKU S.A.	3SK	Germany					1
SARATOV AVIATION DIVISION	SOV	Russian Federation	12	7	5	1	1
SARDINIAN SKY SERVICE S.R.L.	SSR	Italy			1	3	6
SARP AIR	1SR	Turkey	1	1			3
SARPA LTDA	1SP	Colombia					1
SATA - SERVICIO ACOREANO DE T.A	SAT	Portugal	4	2	3	4	3
SATA INTERNACIONAL	RZO	Portugal	16	12	8	8	8
SAUDI ARABIAN AIRLINES	SVA	Saudi Arabia	40	64	60	66	79
SAUDI MEDEVAC	1SM	Saudi Arabia		1	2		1
SAUDIA OGER	6AL	Saudi Arabia		2	3		2
SAUDIA PRIVATE AVIATION	2SP	Saudi Arabia		1	1	1	
SAXONAIR CHARTER LTD.	SXN	United Kingdom	9	6	7	10	9
SAYEGH AVIATION EUROPE	CCS	Slovak Republic	18				
SC AVIATION INC.	CHR	United States of America				1	
SCANDINAVIAN AIRLINES NORGE	CNO	Norway			1		
SCANDINAVIAN AIRLINES SYSTEM	SAS	Sweden	87	59	67	70	73
SCANWINGS OY	ABF	Finland	1	1	2	2	4
SCAT	VSV	Kazakhstan	3	7	12	3	9
SCHENK AIR	8BK	Austria	1			1	
SCHROEDER CHARLES C	9SC	United States of America		1			
SCM Aruba A.V.V.	9AM	Aruba					1
SCOOT PTE LTD	SCO	Singapore					2
SCOOT TIGERAIR PTE. LTD.	TGW	Singapore					2
SCOTT AVIATION LLC	SIS	United States of America		1			1
SEA AIR AVIATION LTD	10SA	Slovenia				2	
SEABORNE AIRLINES	SBS	United States of America	3	6	12	11	2

Operator Name	Operator Code	Operator State Name	Total inspections				
			2013	2014	2015	2016	2017
SEARCA LTDA	SRC	Colombia		1	1		
SECOND AIRCRAFT CO LTD	1SA	Isle of Man	1				
SELEMENTOS Ltd	4SL	Isle of Man					2
SELETAR JET CHARTER PTY LTD	5SE	Australia					2
SELIA LIMAGRAIN	1SL	France	1				
SENEGALAIR	3SN	Senegal	1				
SERBIA AND MONTENEGRO AIR TRAFFIC SERVICES AGENCY LTD. (SMATSA)	6PE	Republic of Serbia			2	2	
SERLUX S.A.	7SX	Luxembourg	1			1	1
SERVICES & TRANSPORT AERIENS	3LS	Madagascar	1			1	
SERVICIOS AEREOS ACROSS, S.A. DE C.V.	ACW	Mexico					1
SERVICIOS AEREOS ILSA	9SL	Mexico					1
SERVICIOS AEREOS PROFESIONALES	PSV	Dominican Republic					3
SERVICIOS AEREOS REGIONMONTANOS S.A.	7SE	Mexico				1	
SERVICIOS AERONAUTICOS Z, S.A.	SZT	Mexico		1			
SERVICIOS INTEGRALES DE AVIACION S.A. DE C.V.	NTG	Mexico	1				
Servis Air	6AQ	Turkey	1	1	1		1
SERVIZI AEREI SPA	SNM	Italy	2	2	3	1	4
SETAIR	KOC	Turkey	3	3	5	2	7
SEVERSTAL, AIRCOMPANY LTD	SSF	Russian Federation	5	10	14	7	5
SHAHEEN AIR INTERNATIONAL	SAI	Pakistan		6	6	14	9
SHAMROCK TRADING LTD.	9SH	Isle of Man				1	1
SHANGHAI DEER JET CO.	5SD	China	1				
SHAR INK LTD.	UGP	Russian Federation	4	4	4	2	
SHARJAH RULER'S FLIGHT	SHJ	United Arab Emirates			1		
SHELL AIRCRAFT LTD.	SHE	the Netherlands			1	2	
SHELL BERMUDA	2SH	Bermuda		2			
SHENZHEN AIRLINES	CSZ	China					3
SHORT HILLS AVIATION	3SH	United States of America	1				
SHOVKOVIY SHLYAH LTD.	SWW	Ukraine	3	2			
SHS ANTWERP AVIATION NV	VLM	Belgium	20	19	22	11	

Operator Name	Operator Code	Operator State Name	Total inspections				
			2013	2014	2015	2016	2017
SIAM AIR TRANSPORT CO., LTD.	SQM	Thailand				2	
SIAM AIRNET CO. LTD	RBR	Thailand	1				
SIAM LAND FLYING COMPANY LTD.	8SI	Thailand			1	1	1
SIAVIA D.O.O.	SVB	Slovenia	22	16	15	21	22
SIBERIA AIRLINES (S7)	SBI	Russian Federation	32	38	32	30	36
SICHUAN AIRLINES	CSC	China			4	6	6
SIGNAL AVIATION	1MT	Isle of Man	1	1			
SILESIA AIR J.S.C.	SUA	Czech Republic	11	9	14	7	13
SILK ROAD CARGO BUSINESS	URS	Uzbekistan		1	1	1	
SILK WAY (ESW) BUSIN. AVIATION	ESW	Azerbaijan	12	12	7	6	8
SILK WAY AIRLINES	AZQ	Azerbaijan	8	9	8	22	8
SILK WAY WEST AIRLINES	AZG	Azerbaijan	11	16	17	27	17
SILKAIR (SINGAPORE) PTE LTD	SLK	Singapore				1	
SILVER AIR	SVJ	Djibouti	1		1		
SILVER AIR LTD	SLD	Czech Republic	8	5	8	5	3
SILVER CLOUD AIR GMBH	SCR	Germany	4	6	5	7	11
SINGAPORE AIRLINES LIMITED	SIA	Singapore	33	40	44	49	56
SINO JET (BEIJING) CO., LTD	JBE	China			1	1	1
SINO JET MANAGEMENT LTD (BEIJING)	SJM	China				1	
SINO JET MANAGEMENT LTD (HONG KONG)	SJ1	Hong Kong					3
SIPJ (G) LIMITED	9SJ	Gambia			1	2	
SIRIO	SIO	Italy	13	15	11	11	10
SIRIO EXECUTIVE S.R.L.	SIW	Italy	1				
SIRIUS-AERO	CIG	Russian Federation				8	8
SIXT AIR GMBH	SIX	Germany					1
SKY AIRLINES	SHY	Turkey	18				
SKY HELICOPTEROS S.A.	HSY	Spain	3	2	2	3	1
SKY HIGH AVIATION SERVICES	3SY	Dominican Republic				1	2
SKY HIGH V LEASING	9VN	Ireland				1	
SKY LEASE I, INC. (GREENSBORO)	KYE	United States of America	1	2	4	4	



Operator Name	Operator Code	Operator State Name	Total inspections				
			2013	2014	2015	2016	2017
SKY LINE ULASIM TICARET A.S.	KCU	Turkey				1	2
SKY LOUNGE SERVICES SAL	SLS	Lebanon				1	3
SKY PRIM AIR S.R.L.	KPM	Moldova	1	1	1	2	
SKY PRIME AVIATION SERVICES	9SE	Saudi Arabia				3	3
SKY QUEST LLC	9SQ	United States of America					1
SKY TAXI LUFTFAHRT GMBH	STC	Austria		2	4	9	2
SKY VISION D.O.O.	SVK	Croatia		2	4	7	10
SKY WEST AVIATION INC.	SKW	United States of America			2	4	6
SKYBIRD AVIATION INC.	6FO	United States of America	1	3			
SKYBUS	BYK	Kazakhstan				2	
SKYCHARTER (MALTON) LIMITED	SKL	Canada				1	1
SKYFIRST LTD	KFE	Malta	3	5	5	6	7
SKYFORT AVIATION LTD	6SA	Isle of Man			1		
SKYGREECE AIRLINES	SGR	Greece		2	2		
SKYJET AVIATION SERVICES LIMITED	LRK	Nigeria	1	2	1		
SKYLANE SP INC.	2SL	Isle of Man	1			1	
SKYLEAD GROUP LTD-TAG AVIATION ASIA	TBJ	Hong Kong		2	3	5	3
SKYLINE AVIATION S.R.L.	7SR	San Marino					5
SKYPARK UK LTD.	9YK	Isle of Man			1		1
SKYSERVICE BUSINESS AVIATION	SYB	Canada	3	4	2	9	5
SKYSERVICE BUSINESS AVIATION INC.	8NC	Canada					1
SKYTAXI LTD	IGA	Poland	16	12	14	14	16
SKYWARD IINTERNATIONAL AVIATION Ltd	8SK	Kenya		2			
SKYWINGS ASIA AIRLINES dba SKY ANGKOR AIRLINES	SWM	Cambodia	5		1		
SKYWORK EXECUTIVE	9SK	Malta		1			
SKYWORK SA	SRK	Switzerland	27	17	15	18	19
SLAM LAVORI AEREI	SLJ	Italy	3	3	2	1	4
SMALL PLANET AIRLINES	LLC	Lithuania	21	31	18	26	30
SMALL PLANET AIRLINES GMBH	LLX	Germany				9	5
SMALL PLANET AIRLINES S.R.L. (Italy)	LLI	Italy	9				

Operator Name	Operator Code	Operator State Name	Total inspections				
			2013	2014	2015	2016	2017
SMALL PLANET AIRLINES SP.ZO.O.	LLP	Poland	17	8	15	20	26
SMART AVIATION COMPANY	SME	Egypt	1	2	3	1	2
SMART JET	SAH	Poland			1	2	4
SMART JET AVIATION LIMITED	1SJ	Russian Federation					1
SMART LYNX AIRLINES LTD	ART	Latvia	41	39	26	31	25
SMARTLINE LUFTFAHRT GmbH	9LU	Austria			3	4	3
SMARTLYNX ESTONIA	MYX	Estonia	8	6	9	17	16
SMOKEY FLYING LLC	9SG	United States of America					1
SOLENTA AVIATION (PTY) LTD	SET	South Africa	1	1			
SOLINAIR LTD	SOP	Slovenia	7	6	9		3
SOLITAIRE AIR	STR	Jordan				2	4
SOLOMON AIRLINES LIMITED	SOL	Solomon Islands					3
SOMON AIR	SMR	Tajikistan	4	6	10	12	15
SONNIG SA	ONG	Switzerland	9	1			
SONY AVIATION	9SO	United States of America					1
SOS AIR	1SO	Turkey				1	1
SOUTH AFRICAN AIRWAYS (SAA)	SAA	South Africa	7	9	17	11	12
SOUTH-AIRLINES	STH	Armenia		1			
SOUTHERN AIR SERVICES	9NR	Australia				1	
SOUTHERN AIR, INC.	SOO	United States of America	5	7	7	6	6
SOUTHERN JET CO, LTD	HNJ	China					1
SOUTHWEST AIRLINES	SWA	United States of America					1
SOVEREIGN BUSINESS JETS LTD	RHK	United Kingdom	1	1	1	3	5
SPARKLE ROLL JET CO LTD	QSR	China					1
SPECIAL DETACHMENT- RUSSIA	RSD	Russian Federation	1		1		
SPECSAVERS	1MV	Isle of Man	1	1	1		1
SPEEDWINGS EXECUTIVE JET GMBH	SPG	Austria	4	9	16	11	13
SPEEDWINGS SA	8SP	Switzerland		1			2
SPHERUS AVIATION	3SA	Isle of Man	1				
SPICEJET	SEJ	India	12	8	4	5	4

Operator Name	Operator Code	Operator State Name	Total inspections				
			2013	2014	2015	2016	2017
SPREE FLUG LUFTFAHRT GmbH	1SE	Germany		2	2	3	2
SPRING AIRLINES CO. LTD	CQH	China			1	1	1
SPRINGFIELD AIRCRAFT CHARTER AND SALES INC dba SPRINGFIELD AIR	IBG	United States of America					1
SPRINT AIR CARGO SP. Z O.O.	SAR	Poland	1		2		1
SPRINT AIR S.A.	SRN	Poland	4	5	10	20	28
SQUADRON AVIATION SERVICES	4SA	Bermuda		1		1	2
SRILANKAN AIRLINES	ALK	Sri Lanka	20	16	17	16	13
ST LUCIA HELICOPTERS	1LH	Saint Lucia	1				
ST. VINCENT GRENADINES AIR	SVD	Saint Vincent / Grenadines	4	3	1		
STAFF AIR SERVICE INC.	3ST	United States of America	2				
STAR AIR A/S	SRR	Denmark	19	17	19	17	16
STAR AVIATION SPA	8ST	Algeria			2	4	2
STAR EAST AIRLINE S.R.L.	SEK	Romania					3
STAR SERVICE INTERNATIONAL	SSD	France		1	1		
STAR WINGS	STQ	Germany	9	13	5	6	6
STARSPEED LTD	SSP	United Kingdom	1				
STATE AIR COMPANY BERKUT	BEC	Kazakhstan				1	
STC IOM Ltd	1SI	Isle of Man					1
STELLA AVIATION	STJ	the Netherlands	1				
STERLING AVIATION LLC	6HK	United States of America			1		
STOBART AIR	STK	Ireland	6	15	8	7	10
STOLT-NIELSEN	1SN	United Kingdom		1			
STONEFEL TRADE & INVEST LTD.	9SD	Isle of Man			1		
STUTTGARTER FLUGDIENST GMBH	FFD	Germany	6	8	13	11	10
SUBLIME HOLDINGS LTD	7SU	Isle of Man				1	1
SUDAN AIRWAYS	SUD	Sudan				1	
SUN AIR JETS	SJE	United States of America	1		1		1
SUN COUNTRY AIRLINES, INC.	SCX	United States of America			1	1	1
SUN-AIR OF SCANDINAVIA A/S	SUS	Denmark	17	16	16	24	18
SUNDAIR	SDR	Germany					2

Operator Name	Operator Code	Operator State Name	Total inspections				
			2013	2014	2015	2016	2017
SUNDANCE AIR S.A.	SUV	Venezuela			1		
SUNDT AIR	MDT	Norway	3	6	6	5	1
SUNDT AIR MANAGEMENT	AKK	Norway					1
SUNDT AIR SWEDEN AB	1SU	Sweden	1		1		
SUNDYNE PTY LTD	1SD	Australia		1			
SUNEXPRESS GERMANY	SXD	Germany	6	10	13	24	15
SUNEXPRESS -GUNES EKSPRES HAV.	SXS	Turkey	44	36	43	31	35
SUNFLOWER RESOURCES Ltd	9SF	San Marino			1		
SUNLIGHT AIR	RHT	Bulgaria	1	1			
SUNSET AVIATION LLC dba SOLAIRUS AVIATION	TWY	United States of America	1	1	4	11	4
SUNWEST AVIATION LTD	CNK	Canada			2		1
SUNWING AIRLINES INC.	SWG	Canada	15	7	8	15	23
SUPARNA AIRLINES COMPANY LIMITED	YZR	China	8	7	11	9	9
SUR AVIATION, S.L.	DSP	Spain	12	16			
SURINAAMSE LUCHTVAART MAATSCHAPPIJ N.V.	SLM	Suriname	7	9	8	8	4
SVEGE FLUGDIENSTLEISTUNGEN GmbH	5SV	Germany					1
SVENSKT INDUSTRIFLYG AB	JET	Sweden	1	1	3	2	9
SW ITALIA	CSW	Italy			2	6	5
SWAN AVIATION (KUGU HAVACILIK VE TURIZM A.S.)	6GK	Turkey	3	2	3	5	3
SWIFT AIR HELLAS S.A.	MDF	Greece	4	1	10	6	8
SWIFT AIRCRAFT MANAGEMENT LLC	SAM	United States of America				1	1
SWIFT AVIATION Ltd.	5SA	Isle of Man			1		
SWIFT COPTERS SA	WFC	Switzerland	2	1	1	2	2
SWIFT FLITE (PTY) LTD	9SW	South Africa			1		
SWIFTAIR S.A.	SWT	Spain	25	29	27	15	28
SWISS AIR-AMBULANCE LTD.	SAZ	Switzerland	2	5	6	6	6
SWISS FLIGHT SERVICES SA	SFS	Switzerland	1	2	2	2	1
SWISS GLOBAL AIR LINES LTD	SWU	Switzerland	32	22	30	32	26
SWISS INTERNATIONAL AIR LINES	SWR	Switzerland	66	58	52	69	61
SWISS JET LTD	SJT	Switzerland	1	1	1	2	2

Operator Name	Operator Code	Operator State Name	Total inspections				
			2013	2014	2015	2016	2017
SWISSPORT SYSTEMS	8SW	Isle of Man			1		
SYLT AIR GMBH	AWU	Germany	4	4	5	4	7
SYNERGY AVIATION LTD	SYG	United Kingdom	2	5	4	3	2
SYPHAXAIR	SYA	Tunisia	15	8	4		
SYRIAN ARAB AIRLINES	SYR	Syria		5	3	3	4
TAAG, LINHAS AEREAS DE ANGOLA	DTA	Angola	10	7	13		11
TABAN AIR	TBN	Iran	1	3	3	4	11
TACA INTERNATIONAL AIRLINES S.A.	TAI	El Salvador			1	1	
TACV - TRANS. AEREOS CABO VERDE	TCV	Cabo Verde	11	8	13	9	7
TAESPEJO PORTUGAL	2TP	Portugal					2
TAF HELICOPTERS SA	HET	Spain				1	
TAG AVIATION (MALTA) LTD.	TEU	Malta					5
TAG AVIATION BAHRAIN W.L.L.	5TG	Bahrain		3	1		2
TAG AVIATION ESPANA, SA	TGM	Spain	8	12	9	7	6
TAG AVIATION S.A.	FPG	Switzerland	6	7	9	7	8
TAG AVIATION UK LTD	VIP	United Kingdom	16	18	18	12	16
TAG AVIATION USA	TAG	United States of America	1				
TAHE HAVACILIK	5FW	Turkey	1				3
TAI LEASING INC	1TL	United States of America				1	1
TAIL WIND LTD.	9TA	Bermuda					1
TAILWIND HAVAYOLLARI A.S.	TWI	Turkey	13	8	20	10	11
TAJ AIR LTD.	5TJ	India			2		1
TAJIKAIR	TJK	Tajikistan	2		1		
TALON AIR	TFF	United States of America	2	4	1	5	2
TAM - LINHAS AEREAS S.A.	TAM	Brazil	21	18	19	18	17
TAMARA AVIATION LTD	2TA	Cayman Islands		1			
TAMARA NIGER AVIATION	6TN	Niger	1				
TAMIR AIRWAYS LTD	TMI	Israel	3	3	2	4	2
TANDEM AERO	TDM	Moldova	1	4		2	2
TARCO AIR	TRQ	Sudan	2				1

Operator Name	Operator Code	Operator State Name	Total inspections				
			2013	2014	2015	2016	2017
TARKIM AVIATION	TKJ	Turkey	4	13	13	16	
TAROM, ROMANIAN AIR TRANSPORT	ROT	Romania	67	56	45	62	55
TASMAN CARGO AIRLINES PTY LTD	AXF	Australia	1		1	1	1
TASSILI AIRLINES	DTH	Algeria	4	4	5	7	9
TATRA JET, S.R.O.	TTJ	Slovak Republic	2	3	3	4	6
TAV AIR	6TV	Turkey	1	1		2	2
TAXI AEREO DE VERACRUZ S.A. DE C.V.	VRC	Mexico			1		1
TAXIS AEREOS DEL VALLE DE TOLUCA, S.A. DE C.V.	TVT	Mexico	1				
TCA LTD "TOCA"	TZS	Georgia		9	6	6	5
TEKSER MANAGEMENT LTD	9TE	Isle of Man				1	
TEM ENTERPRISES (DBA XTRA AIRWAYS / CASINO EXPRESS)	CXP	United States of America			1	1	5
TEMPUS JETS, INC. (MAPLE, NC)	TPJ	United States of America				1	1
TEN AIRWAYS	OTJ	Romania	15	14			
THAI AIR ASIA CO., LTD.	AIQ	Thailand			1	2	2
THAI AIRASIA X COMPANY LIMITED	TAX	Thailand			1		
THAI AIRWAYS INTERNATIONAL	THA	Thailand	34	26	53	42	54
THAI LION MENTARI CO., LTD.	TLM	Thailand			2	2	3
THALES UK LTD	1TU	United Kingdom				1	
THE FLIGHTSTAR CORPORATION	FSR	United States of America	1				
The Private Jet Company	2PJ	Isle of Man		2			
THE PRIVATE JET COMPANY MALTA LTD.	2JM	Malta					1
THE WHITEWIND COMPANY	1WW	United States of America	1	1		6	1
THEOPHIL SERVICES GMBH	1TS	Austria					1
THK GOKCEN HAVACILIK IKTISADI ISLETMESI	9HA	Turkey	4	3	2	2	4
THOMAS COOK AIRLINES	TCX	United Kingdom	34	31	23	29	22
THOMAS COOK AIRLINES SCAND/VIA	VKG	Denmark	12	19	27	26	21
TIANJIN AIRLINES CO., LTD	GCR	China				4	5
TIARA AIR	TNM	Aruba	1				
TIGERAIR TAIWAN	TTW	Taiwan (Republic of China)			1	1	
TIME AIR	TIE	Czech Republic	7	11	15	14	11

Operator Name	Operator Code	Operator State Name	Total inspections				
			2013	2014	2015	2016	2017
TISMA INC.	9TI	United States of America		1			
TITAN AIRWAYS LTD	AWC	United Kingdom	23	16	25	24	28
TITAN AVIATION	3TA	Cayman Islands					1
TJS SAN MARINO SRL	8TJ	San Marino				2	3
TKALEC TRANS D.O.O.	2TT	Croatia			1		
TMA -TRANS MEDITERRANEAN AIRL.	TMA	Lebanon	6	3			
TOP JETS	TJJ	Bulgaria				4	8
TOPJET	9TO	Italy			1		
TOYO AVIATION	TOY	Romania	6	10	11	9	8
TRABAJO AEREOS ESPEJO SL	EPJ	Spain	2				
TRADE AIR	TDR	Croatia	14	10	15	16	16
TRADEWIND AVIATION LLC, OXFORD	GPD	United States of America	4	5	6	5	3
TRADLUX S.A.	1TRL	Luxembourg					1
TRANS ANGUILLA AIRWAYS	6BF	Anguilla	4	5	6	6	3
TRANS CAPITAL AIR	7TC	Canada				1	
TRANS EXEC AIR SERVICE	6AY	United States of America	1	1	2	1	1
TRANS NORTH TURBO AIR LTD.	TNT	Canada	1				
TRANS OCEAN AIRWAYS	6FC	Madagascar	5		2		1
TRANS STATES AIRLINES	LOF	United States of America				6	2
TRANSAERO AIRLINES	TSO	Russian Federation	63	58	60		
TRANSAIR	7TA	Austria	1		1	4	4
TRANSAVIA FLUGBETRIEB GmbH	TAD	Germany	11	6	10	13	5
TRANSAVIA FRANCE	TVF	France	22	23	34	43	41
TRANSAVIA HOLLAND B.V.	TRA	the Netherlands	61	57	58	54	78
TRANSAVIABALTIKA	KTB	Lithuania				3	2
TRANSAVIAEXPORT	TXC	Belarus	7	3	6	4	4
TRANSNUSA AVIATION MANDIRI, PT.	TNU	Indonesia			1		
TRANSPAIS AEREO, S.A. DE C.V.	TPM	Mexico				1	
TRANSPORTES AEREO TAURO, SA.	TAU	Mexico	1				
TRANSPORTES AEREOS MEXIQUENSES, S.A. DE C.V.	MXQ	Mexico	1		1		

Operator Name	Operator Code	Operator State Name	Total inspections				
			2013	2014	2015	2016	2017
TRANSPORTES AEREOS PORTUGUESES	TAP	Portugal	61	58	57	51	55
TRAVEL SERVICE LTD (HUNGARY)	TVL	Hungary	5	4	5	6	7
TRAVEL SERVICE POLSKA	TVP	Poland	4	1	7	7	4
TRAVEL SERVICE SLOVAKIA	TVQ	Slovak Republic	7	8	5	8	3
TRAVEL SERVIS / SMARTWINGS (CZ)	TVS	Czech Republic	48	58	60	59	61
TRAVIRA AIR	TVV	Indonesia				1	
TREETOPS AIRCRAFT LLP	3TT	Isle of Man				1	
TRIAIR BERMUDA LTD	TBQ	United Kingdom		1			
TRIAIR AIRLINES	9TX	Nigeria			2	2	
TRISTAR AIR	TSY	Egypt		6	2		
TRONOS JET MANAGEMENT	5TR	San Marino					1
TROPIC CO LTD	1TC	Russian Federation					1
TRTO AGENCY LTD.	MGF	Malta					3
TRUE AVIATION CHARTER SERVICES, LLC.	7TR	United States of America		1			
TUI AIRLINES NEDERLAND BV	TFL	the Netherlands	16	18	23	18	11
TUI AIRWAYS LTD	TOM	United Kingdom	40	36	36	46	50
TUIFLY (BELGIUM)	JAF	Belgium	44	41	41	44	36
TUIfly GmbH	TUI	Germany	26	29	23	29	15
TUIFLY NORDIC AB	BLX	Sweden	12	12	10	16	12
TULPAR	TUL	Russian Federation	6	5	2	2	3
TUNIS AIR	TAR	Tunisia	114	96	67	73	67
TUNISAIR EXPRESS	TUX	Tunisia	11	4	5	10	4
TURISTIK HAVA TASIMACILIK AS dba CORENDON	CAI	Turkey	21	33	37	29	34
TURKISH AIRLINES-TURK HAVA YO.	THY	Turkey	176	148	151	144	146
TURKMENHOVAYOLLARY	TUA	Turkmenistan	13	26	30	20	28
TUS AIRWAYS	CYF	Cyprus				3	3
TWC AVIATION INC	6LG	United States of America	1		1		1
TWENTIETH SUPER PACE NOMINEE	6EV	Australia	1				
TWIN JET	TJT	France	2	4	1	6	4
TWINJET AIRCRAFT LTD.	TWJ	United Kingdom	2	1			



Operator Name	Operator Code	Operator State Name	Total inspections				
			2013	2014	2015	2016	2017
TWO AIR	8TW	Bermuda			2	2	
TYROL AIR AMBULANCE GMBH	TYW	Austria	7	4	10	10	11
TYROLEAN JET SERVICE	TJS	Austria	8	10	11	9	10
UKRAINE AIR ENTERPRISE	UKN	Ukraine		1		1	
UKRAINE AIRALLIANCE	UKL	Ukraine	35	26	41	6	28
UKRAINE INTERNATIONAL AIRLINES	AUI	Ukraine	82	79	69	92	114
UKRAINIAN HELICOPTERS, CJS COMPANY	UHL	Ukraine					1
UKTUS AIRCOMPANY	UKT	Russian Federation	3				
ULS AIRLINES CARGO	KZU	Turkey	11	17	16	14	9
UNIFOX HOLDINGS LTD.	1UN	Isle of Man					1
UNIJET	9UN	Isle of Man			1		
UNIJET (LEADAIR)	LEA	France	5	4	6	4	6
UNITED AIR LINES INC.	UAL	United States of America	40	46	47	51	57
UNITED AIR OU	9UA	Estonia		1			
UNITED PARCEL SERVICE COMPANY	UPS	United States of America	25	32	35	35	29
UNITED STATES AVIATION Co.	9AC	United States of America					1
UNI-TOP AIRLINES CO., LTD	UTP	China	1			1	1
UNITY AIRLINES	7UA	Vanuatu			1		1
UNIVERSAL JET AVIATION, INC.	UJT	United States of America	1				
UNKNOWN	UN	Unknown	1				
URAL AIRLINES	SVR	Russian Federation	30	32	33	39	37
US STEEL KOSICE sro	9US	Slovak Republic		1			
US-BANGLA AIRLINES LTD.	UBG	Bangladesh					1
UTAIR AVIATION	UTA	Russian Federation	53	43	17	14	21
UTAIR CARGO CLOSED JSC	TUM	Russian Federation			2	1	1
UTAIR EUROPE SRO	1UT	Slovak Republic					1
UTAIR-EXPRESS LIMITED COMPANY	UTX	Russian Federation		2			
UTAIR-HELICOPTER SERVICES	6UH	Russian Federation	1				
UZBEKISTAN AIRWAYS-HAVO JUL.	UZB	Uzbekistan	31	23	29	31	34
VALAIR AG	RDW	Switzerland				1	

Operator Name	Operator Code	Operator State Name	Total inspections				
			2013	2014	2015	2016	2017
VALAIR-AVIACAO, LDA	VVV	Portugal	7	10	12	14	9
VALENTAIR LTD.	9VL	United States of America		1			
VALLEJO INVESTMENTS	9VJ	United States of America					1
VALORFLY LTD	VLF	Malta			3		
VAN AIR EUROPE	VAA	Czech Republic	13	8	11	4	5
VANUATU AIR CHARTERS LTD	9VC	Vanuatu					1
VENID AIR	DNE	Bulgaria	4	4	1		
VENSECAR INTERNACIONAL, C.A.	VEC	Venezuela	1	1			1
VENTURA HOLDING S.A.	9VH	Brazil					1
VERIZON	1VZ	United States of America				1	
VETERAN AVIA	VTF	Armenia	10	4			
VF INTERNATIONAL SAGL	1VF	Switzerland		1		1	
VIA AIRWAYS LTD	VAW	Bulgaria					4
VIBROAIR FLUGSERVICE GMBH	VIB	Germany	5				
VICTORIA AIR	VEM	Bulgaria	2	2		1	
VISSMANN WERKE	1VI	Germany				1	1
VIETJET AVIATION JOINT STOCK COMPANY	VJC	Viet Nam			1	2	4
VIF LUFTFAHRT GMBH	VIF	Austria			1		
VIH EXECUJET LTD	1EJ	Canada		1			
VIM AVIA	MOV	Russian Federation	13	13	10	12	13
VINAIR	VIN	Portugal	1	2	3	2	1
VIP WINGS, a.s.	VPA	Slovak Republic	7				
VIPJET LTD.	8VI	Ireland				4	3
VIRGIN ATLANTIC	VIR	United Kingdom	1	2	3	3	3
VIRGIN AUSTRALIA	VOZ	Australia		1	1	1	
VIRGIN ISLANDS AIRWAYS	BVI	British Virgin Islands	1				
VISTA GEORGIA LTD.	AJD	Georgia		4	2		
VISTA JET LUFTFAHRTUNTERNEHMEN	VJS	Austria	14	31	8		
VISTAJET LTD	VJT	Malta	10	12	25	39	33
VL 5149 LIMITED	7VL	Bermuda				1	

Operator Name	Operator Code	Operator State Name	Total inspections					
			2013	2014	2015	2016	2017	
VLM AIRLINES D.D.	WLM	Slovenia						8
VLM AIRLINES NV	TCW	Belgium	19	21	16	15		7
VOLANTE AVIATION INC TRUSTEE	9VO	United Kingdom				1		
VOLARE AVIATION (GUERNSEY) LTD.	VLZ	Bailiwick of Guernsey				6		1
VOLARIS	VOI	Mexico	1		1	1		
VOLDIRECT SAS	VDR	France				2		
VOLGA-DNEPR	VDA	Russian Federation	23	20	19	25		21
VOLKSWAGEN AIR SERVICE	1VO	Cayman Islands			1	1		
VOLOTEA S.L.	VOE	Spain	35	25	29	33		42
VOLUXIS LIMITED	IFT	United Kingdom	2	1	1	4		2
VOYAGEUR AIRWAYS LTD.	VAL	Canada	1					4
VR JET, A.S.	8KK	Slovak Republic	3					
VRG LINHAS AEREAS S/A	VRN	Brazil			1	1		1
VUELING AIRLINES	VLG	Spain	79	75	85	82		82
VULKAN AIR LLC	VKA	Ukraine						2
VVB AVIATION MALTA	SGO	Malta				2		
WA DEVELOPMENTS INT. LTD.	7WA	Isle of Man			1	1		
WALSTRAND AVIATION (PTY) LTD	3WA	South Africa			1			1
WALTAIR EUROPE AB	GOT	Sweden	3	3	9	11		
WAMOS AIR S.A.	PLM	Spain	6	3	6	13		11
WATANIYA AIRWAYS	WAN	Kuwait						3
WAYLAWN LTD.	9WA	Isle of Man				1		
WDL AVIATION (KOLN)	WDL	Germany	10	13	10	9		3
WEKA AIR SERVICES	1WA	Germany		1	1			
WELCOME AIR LUFTFAHRT	WLC	Austria	2	6	8	6		2
WELLS FARGO BANK NORTHWEST NA	6LP	United States of America				2		4
WERMLANDSFlyg AB	BLW	Sweden	1					
WEST AIR HOLDINGS INC.	6KT	United States of America		2	1	1		4
WEST AIR LUXEMBOURG S.A.	WLX	Luxembourg	5					
WEST ATLANTIC SWEDEN AB	SWN	Sweden	3	4	11	18		18

Operator Name	Operator Code	Operator State Name	Total inspections				
			2013	2014	2015	2016	2017
WEST ATLANTIC UK LTD	NPT	United Kingdom	11	6	12	11	7
WESTAIR AVIATION LIMITED	EFF	Ireland	2	3	2	2	3
WESTERN AIR CHARTER INC	EDG	United States of America	2	3	5	4	3
WESTERN GLOBAL AIRLINES, LLC	WGN	United States of America		1	8	16	17
WESTJET AIRLINES LTD.	WJA	Canada		2	5	10	6
WHEELS UP CHARTERS LLC	7WH	United States of America			1		
WHIRLPOOL CORP	4WC	United States of America					1
WHITE	WHT	Portugal	9	13	16	12	11
WHITE CLOUD CHARTER, INC.	1WC	United States of America	1	1	1		1
WHITEJETS TRANSPORTES AEREOS	WTJ	Brazil	2				
WIDEROE'S FLYVESELSKAP A/S	WIF	Norway	9	8	4	12	15
WIDEX APS	1WD	Denmark					1
WIJET	WJT	France	3	5	6	5	
WILMINGTON TRUST COMPANY	5WT	United States of America	1	1		2	1
WINAIR D.O.O.	WVZ	Croatia	5	4	6	9	5
WINCOR AVIATION	2WC	Isle of Man	1	2		1	
WIND ROSE AVIATION COMPANY	WRC	Ukraine	19	17	13	15	20
WINDERMERE AVIATION LLC	4WA	United States of America				1	
WINDROSE AIR, BERLIN	QGA	Germany	16	11	13	10	10
WINDS JET	1WJ	Morocco				1	
WINDWARD EXPRESS AIRWAYS	WIE	Saint Maarten	4	5	5	4	3
WINDWARD ISLANDS AIRWAYS INT.	WIA	Saint Maarten	8	5	7	5	5
WING AVIATION LLC	6KH	United States of America		2		1	
WINGO	WI1	Colombia					1
WINGS OF LEBANON AVIATION	WLB	Lebanon		1	3	3	
WINGTIP CORPORATION	1WT	United States of America			2	1	1
WIREN CARL MIKAEL	3WC	United States of America					1
WIZZ AIR HUNGARY LTD.	WZZ	Hungary	86	103	103	130	121
WIZZ AIR UKRAINE	WAU	Ukraine	14	11	6		
WOODGATE EXEC AIR CHARTER LTD	CWY	United Kingdom	2	2	1	1	

Operator Name	Operator Code	Operator State Name	Total inspections				
			2013	2014	2015	2016	2017
WORLD AIRWAYS INC.	WOA	United States of America	12	1			
WORLDWIDE JET CHARTER	WWI	United States of America	1				1
WOW AIR	WOW	Iceland	1	11	10	23	27
WUCHER HELICOPTER GMBH	1WH	Austria	1		1		
WUERTH AVIATION GmbH	WUE	Germany	3	2	2	5	2
XIAMEN AIRLINES	CXA	China			3	2	8
XJC LIMITED	XJC	United Kingdom	3	10	6	8	11
X-JET GMBH	XJE	Austria		4	1		
XL AIRWAYS FRANCE	XLF	France	15	12	11	5	2
YAMAL AIRLINES JSC	LLM	Russian Federation	18	18	15	11	12
YANAIR, AVIACOMPANY LTD	ANR	Ukraine	1	10	9	12	15
YEMENIA, YEMEN AIRWAYS	IYE	Yemen	15	18	4		
YH AVIATION LIMITED	1YH	Isle of Man					1
YUZMASHAVIA	UMK	Ukraine				2	
YYA AVIATION LTD	1MY	Isle of Man		1			
ZAGROS AIR (ZAGROSJET)	GZQ	Iraq	1	6			
ZAGROS AIRLINES	IZG	Iran	1	1	2		7
ZALA GROUP	9ZA	United States of America					1
ZEN AIR LLC	1ZA	United States of America				1	
ZENITH AVIATION Ltd.	BZE	United Kingdom	1	4	2	9	10
ZEPHIR AVIATION	MBG	United Kingdom				1	1
ZEST AVIATION Pvt Ltd	8ZE	India		1	1	3	3
ZETTA JET USA, INC.	ETA	United States of America	3	5	9	8	10
ZIMEX AVIATION LTD	IMX	Switzerland				6	13
ZOREX S.A.	ORZ	Spain	4	5	5	5	5
ZORLU AIR HAVACILIK	6PI	Turkey	2	2	2	3	4
ZRACNO PRISTANISTE MALI LOSINJ D.O.O.	MLU	Croatia	1	1	1	1	

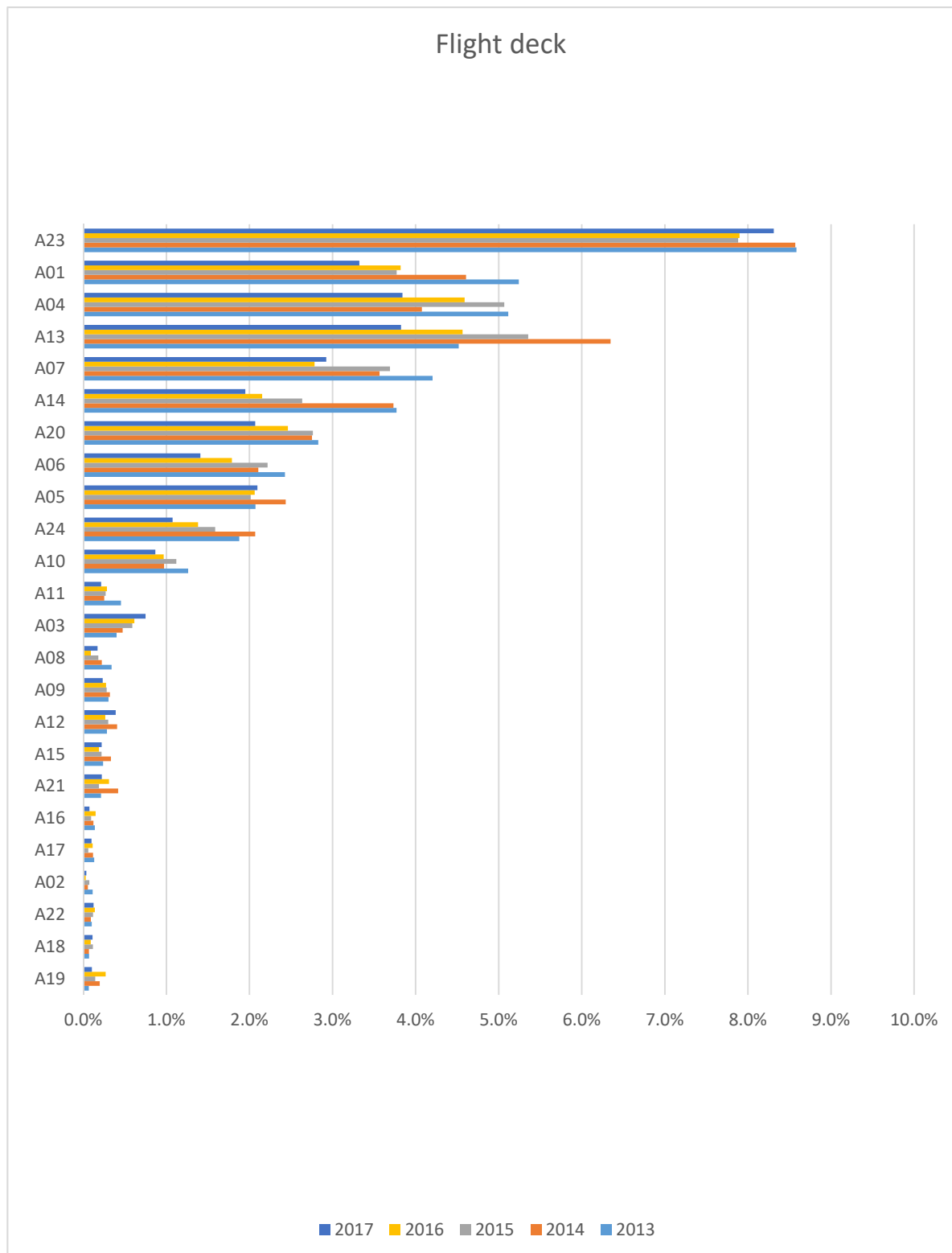
## Appendix E – Results (findings & inspections) per inspection item

(From 2015 only due to the C11/C12 issue)

Inspection item	Description		2015	2016	2017	2015	2016	2017	2015	2016	2017
			No of times inspected	No of times inspected	No of times inspected	F	F	F	F/I/I	F/I/I	F/I/I
A. Flight-deck	A01	General Condition	11664	12121	12793	440	463	425	3.77%	3.82%	3.32%
	A02	Emergency Exit	9774	10396	11049	7	3	4	0.07%	0.03%	0.04%
	A03	Equipment	8144	8786	9204	48	54	69	0.59%	0.61%	0.75%
	A04	Manuals	6867	7190	7757	348	330	298	5.07%	4.59%	3.84%
	A05	Checklists	8488	9161	9545	171	189	200	2.01%	2.06%	2.10%
	A06	Navigation / instrument charts	9963	10677	11210	221	191	158	2.22%	1.79%	1.41%
	A07	Minimum Equipment List	7966	8227	8652	294	229	253	3.69%	2.78%	2.92%
	A08	Certificate of registration	11631	12059	12797	21	11	22	0.18%	0.09%	0.17%
	A09	Noise certificate (where applicable)	11364	11702	12415	32	32	29	0.28%	0.27%	0.23%
	A10	AOC or equivalent	11259	11574	12222	126	112	106	1.12%	0.97%	0.87%
	A11	Radio license	11519	11942	12578	31	34	27	0.27%	0.28%	0.21%
	A12	Certificate of Airworthiness	11697	12134	12831	35	32	50	0.30%	0.26%	0.39%
	A13	Flight Preparation	10551	11107	11582	565	507	443	5.35%	4.56%	3.82%
	A14	Mass and balance calculation	9716	10268	10716	256	221	209	2.63%	2.15%	1.95%
	A15	Hand fire extinguishers	10509	11135	11801	23	21	26	0.22%	0.19%	0.22%
	A16	Life jackets / flotation device	9598	10161	10823	9	15	8	0.09%	0.15%	0.07%
	A17	Harness	9981	10676	11218	6	12	11	0.06%	0.11%	0.10%
	A18	Oxygen equipment	9532	10092	10744	11	9	12	0.12%	0.09%	0.11%
	A19	Independent portable light	8336	8935	9696	12	24	10	0.14%	0.27%	0.10%
	A20	Flight crew licence / composition	11656	12184	12809	322	300	265	2.76%	2.46%	2.07%
	A21	Journey log book or equivalent	10053	10662	11223	19	33	25	0.19%	0.31%	0.22%
	A22	Maintenance release	10246	10765	11301	12	15	14	0.12%	0.14%	0.12%
	A23	Defect notification and rectification (incl. Tech log)	10366	10951	11490	817	865	955	7.88%	7.90%	8.31%
	A24	Pre-flight inspection	8569	8974	9497	136	124	102	1.59%	1.38%	1.07%

Inspection item	Description		2015	2016	2017	2015	2016	2017	2015	2016	2017
			No of times inspected	No of times inspected	No of times inspected	F	F	F	F/I/I	F/I/I	F/I/I
<b>B. Cabin</b>	B01	General Internal Condition	10574	11103	11730	408	462	411	3.86%	4.16%	3.50%
	B02	Cabin crew station and crew rest area	7954	8291	8944	35	60	89	0.44%	0.72%	1.00%
	B03	First Aid Kit / Emergency Medical Kit	9283	9936	10691	182	141	124	1.96%	1.42%	1.16%
	B04	Hand fire extinguishers	9517	10126	10834	66	55	62	0.69%	0.54%	0.57%
	B05	Life jackets / Flotation devices	8871	9508	10254	34	51	52	0.38%	0.54%	0.51%
	B06	Seat belt and seat condition	9619	10180	10906	102	102	131	1.06%	1.00%	1.20%
	B07	Emergency exit, lighting, and Port. light	8343	8968	9646	98	123	123	1.17%	1.37%	1.28%
	B08	Slides/Life-Rafts (as required), ELT	7633	8156	8954	25	14	10	0.33%	0.17%	0.11%
	B09	Oxygen Supply (Cabin Crew and Passengers)	8337	8967	9710	65	70	68	0.78%	0.78%	0.70%
	B10	Safety Instructions	9157	9716	10459	115	120	135	1.26%	1.24%	1.29%
	B11	Cabin crew members	6857	7307	8085	94	74	68	1.37%	1.01%	0.84%
	B12	Access to emergency exits	8575	8989	9894	129	139	121	1.50%	1.55%	1.22%
	B13	Stowage of passenger baggage	2714	2602	3307	21	24	23	0.77%	0.92%	0.70%
	B14	Seat capacity	305	456	6428	0	0	3	0.00%	0.00%	0.05%
<b>C. External</b>	C01	General External Condition	11743	12228	12853	259	656	753	5.11%	5.36%	5.86%
	C02	Doors and Hatches	11673	12195	12797	8	230	239	2.22%	1.89%	1.87%
	C03	Flight Controls	11657	12201	12770	133	10	7	0.07%	0.08%	0.05%
	C04	Wheels, tyres and brakes	11656	12174	12771	83	120	181	1.14%	0.99%	1.42%
	C05	Undercarriage, skids/floats	11503	12006	12583	11	92	107	0.72%	0.77%	0.85%
	C06	Wheel well	10397	10722	11477	245	10	14	0.11%	0.09%	0.12%
	C07	Power plant and Pylon	11607	12117	12678	5	242	289	2.11%	2.00%	2.28%
	C08	Fan blades, Propellers, Rotors (main/tail)	11115	11702	12292	73	7	7	0.04%	0.06%	0.06%
	C09	Obvious repairs	11409	11982	12556	7	98	99	0.64%	0.82%	0.79%
	C10	Obvious unrepaired damage	11298	11908	12443	30	4	7	0.06%	0.03%	0.06%
	C11	Leakage	11401	11956	12583	334	23	18	0.26%	0.19%	0.14%
<b>D. Cargo</b>	D01	General Condition of Cargo Compartment	9470	10026	10701	34	391	343	3.53%	3.90%	3.21%
	D02	Dangerous Goods	1715	1616	1880	491	50	46	1.98%	3.09%	2.45%
	D03	Cargo stowage	7673	8306	9023	13	514	445	6.40%	6.19%	4.93%
<b>E. General</b>	E01	General	2158	2573	3451	7662	19	37	0.60%	0.74%	1.07%

## Appendix E.1 – Inspection items concerning flight deck



Ratio number of findings per inspections: flight deck items



### E.1.1 – A23 - Defect notification and rectification

Whenever apparent defects are identified (for example during the crew's pre-flight inspection), they are to be assessed whether still within the tolerances prescribed by the manufacturers, and reported in the Aircraft Technical Logbook (ATLB) so that they are addressed by the maintenance personnel during the regular maintenance activities. Findings recorded under this item concerned defects that were not identified and/or not reported. In such a case, the inspectors will require the operator to assess the defect and, depending on its severity, implement the required corrective actions and report it in the ATLB.

### E.1.2 – A13 - Flight preparation

Under this inspection item, inspectors check for presence and accuracy of the Operational Flight Plan and the ATC flight plan, the performance and fuel calculation (on arrival, fuel consumption monitoring might be checked), selection of appropriate alternate aerodromes (taking into account weather forecast). Also, inspector check that the crew has reviewed applicable NOTAMs, and in case of ground icing conditions, that appropriate de-ice procedures have been carried out or planned.

### E.1.3 – A04 - Manuals

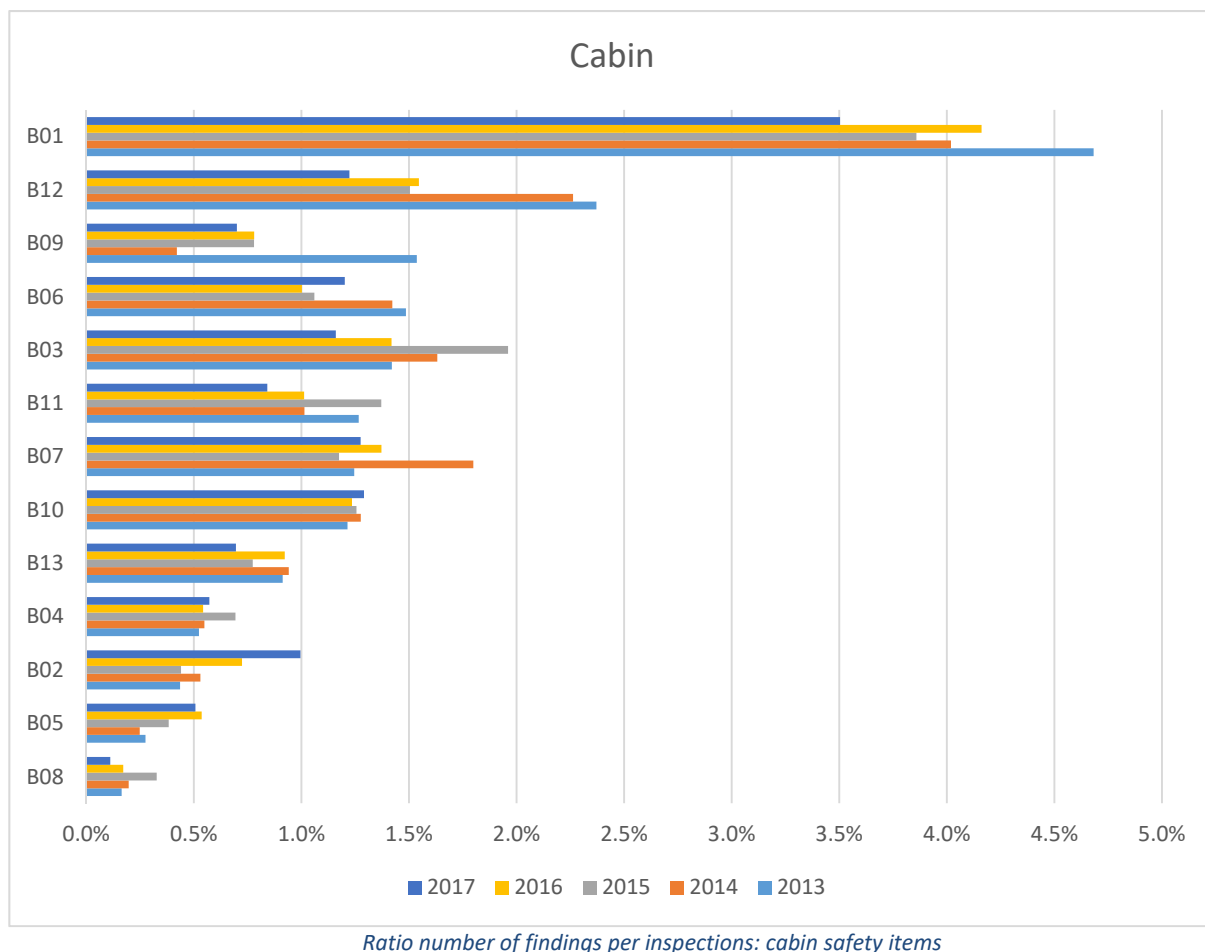
Under this inspection item, inspectors check for presence, update and consistency of the parts of the Operations Manual relevant to the flight operations of that specific operator [e.g.: aircraft flight manual, mass and balance information, navigation equipment, ground and flight performance and limitations, fuel management, flight and duty time requirements, safety precautions, instructions on carriage of dangerous goods, EFB usage (if applicable), flight preparation requirements]. Inspectors should also assess whether the crew is able to understand the language in which the documents are written.

### E.1.4 – A01 - General condition

Under this inspection item, inspectors verify the stowage of baggage/equipment in the cockpit, condition of flight deck windows, presence of equipment/installations not according to the design requirements, presence of reinforced cockpit door and its locking/unlocking mechanism, and the means for the monitoring of door area. Most of the findings were affecting loose baggage/equipment in the cockpit (posing a threat to the integrity of the crew or of the aircraft instruments and controls during turbulent conditions). A substantial number of findings were identified concerning the availability of proper means for the monitoring of the door area that were not in full compliance with the ICAO standards (not directly available from each pilot station).

In the period from 2013 to 2017, A23 remained the inspection item with the highest ratio number of findings per inspection of the "A" part, as it was in 2011 - 2012. A13, A04 and A01 were also in of the "A" top four, even though with different rankings along the years. A04 replaced A24 within the timeframe of this report.

## Appendix E.2 – Inspection items concerning cabin safety



### E.2.1 – B01 - General internal condition

The cabin crew members have to be able to perform their normal and abnormal duties without hindrance. The findings mainly revealed the poor condition of the cabin, loose carpeting impeding the crew to perform their duties, improper stowed luggage, catering equipment not correctly secured.

### E.2.2 – B12 - Access to emergency exits

International standards require aircraft to provide means for the rapid evacuation of passengers in case on an emergency. Findings revealed under this item include emergency exits blocked by luggage or seats. Most of the times the deficiencies were corrected prior to the departure of the aircraft, either by removing the blockage or by redistributing the passengers so they can use other emergency exits.

### E.2.3 – B07 - Emergency exits, lighting and marking, torches

The findings mainly concerned emergency exit lights that were not functioning properly, torches (flashlights) which were not available, in poor condition or not available in sufficient quantity and non-installation or inadequately functioning of floor proximity (emergency) escape path marking systems. These systems indicate the location of the emergency exits. They are important especially when there is a fire or smoke in the passenger cabin or when the normal cabin lights are not functioning. In case of major findings, the aircraft

were allowed to depart after the findings were eliminated or, depending on the circumstances, in accordance with an operational restriction (for example in case of an unserviceable emergency exit some passengers would have to be disembarked).

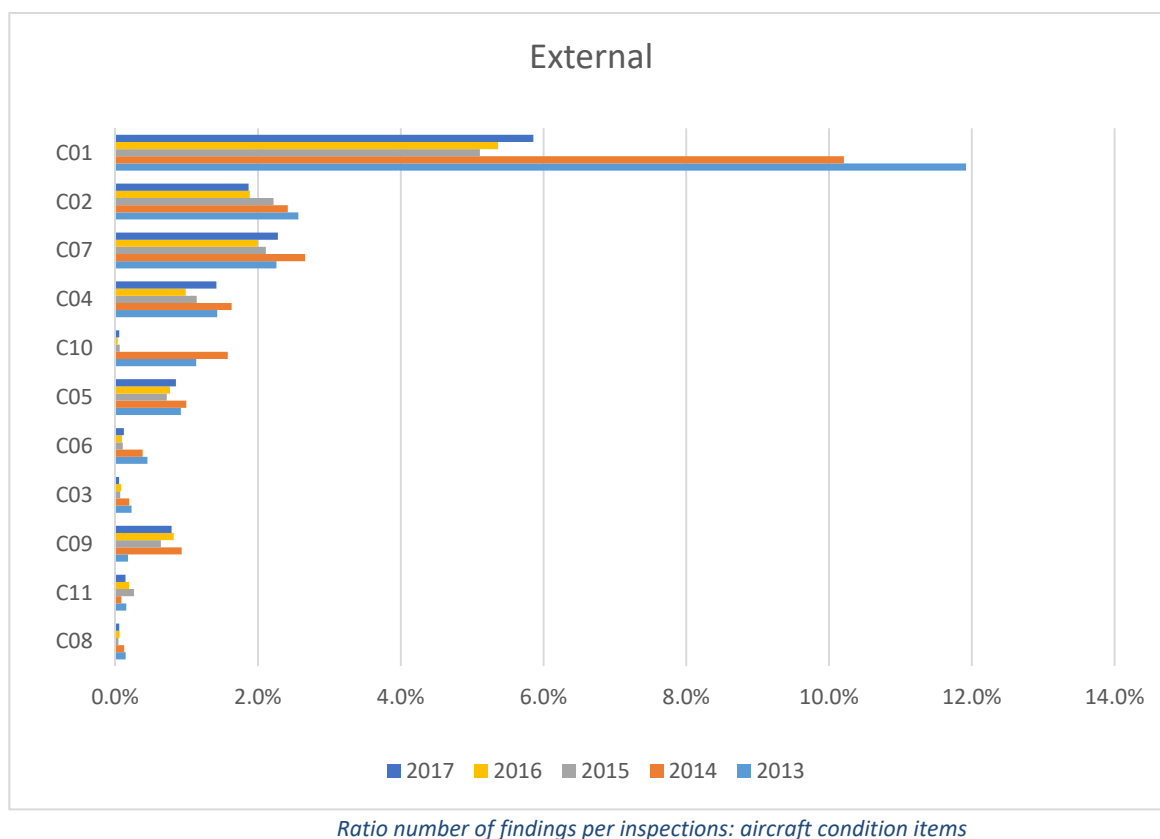
#### E.2.4 – B03 - First aid kit/emergency medical kit

International standards require aircraft to be equipped with suitable medical supplies which position should be marked for easy identification and be provided with information on their general manner of use.

Findings concern medical supplies not placed at the indicated location, not identified as such, not available on board or not accessible during flight and contents with past expiration date.

In the period from 2013 to 2017, B01 and B12 remained the inspection items with the highest ratio number of findings per inspection of the “B” part, as they were in 2011 - 2012. B07 was also in the “B” top four, even though with a different ranking along the years considered. B03 replaced B10 within the timeframe of this report.

## Appendix E.3 – Inspection items concerning aircraft condition



### E.3.1 – C01 - General external condition

Checking the general external condition means checking for apparent corrosion, cleanliness, presence of ice, snow, frost; legibility of markings, windshield delamination, damages, exterior lights etc. The majority of the findings concerned paint damage, illegible or missing safety markings, unserviceable exterior lights and missing or loose fasteners/screws.

### E.3.2 – C07 - Powerplant and pylon<sup>1</sup>

The parts of the engine visible from the exterior, the engine housing, the pylon (attachment of the engine to the wing or aircraft structure) and the access panels in the engine housing and pylon are carefully inspected. Findings reported relate to missing rivets/fasteners on engine cowlings and pylon panels, damage of acoustic panels in the engine intake area, missing or deteriorated safety markings.

<sup>1</sup> In 2014, following the implementation of the 965/2012's requirements, former C07 "Intake and exhaust nozzle" inspection item was changed to "Powerplant and pylon"; while C08 "Fan blades" and C09 "Propellers" have been merged in a single C08 "Fan blades, propellers, rotors (main/tail). Consequently, total number of "C" inspection items was reduced from 12 to 11. As already mentioned, this originated a significant deal with the database management and the relevant data analysis. Even though this report provides tables and graphs, it should be remembered that data relevant to 2013, 2014 and 2015 are not fully reliable.

### E.3.3 – C02 - Door and hatches

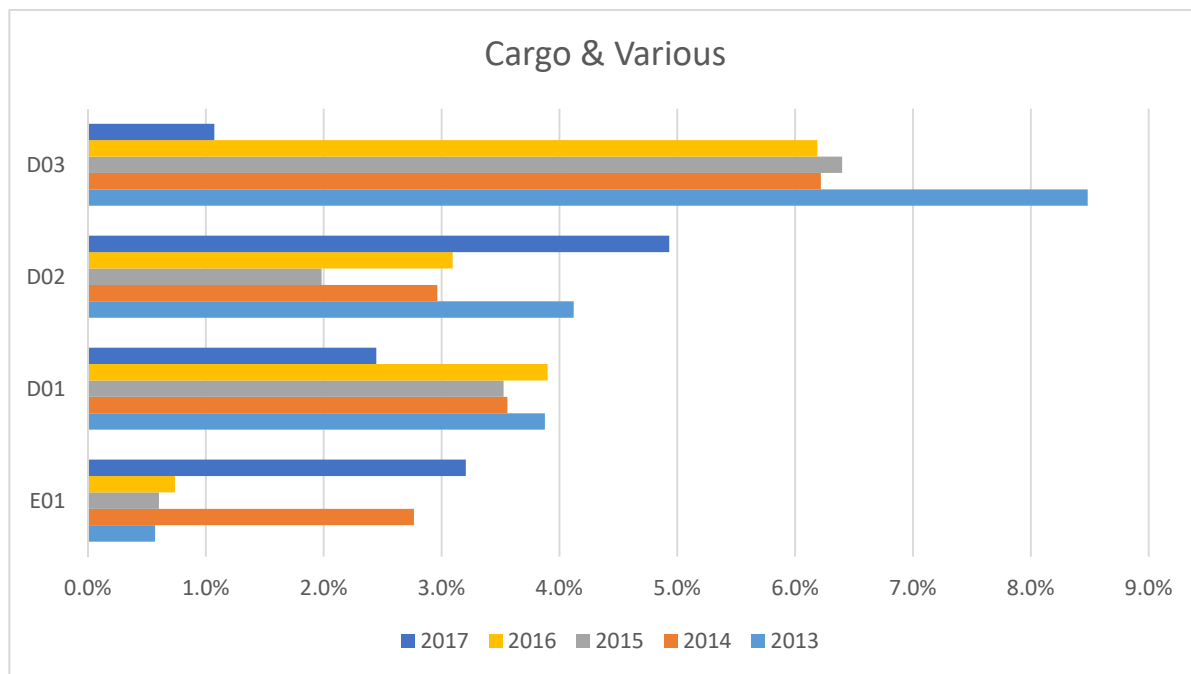
General condition of doors and hatches, streamline of surface/borders, flush of closing devices, missing or broken bonding wires when visible and affecting the dispatchability of the aircraft (MEL items), seals, external markings and operation instructions are the main elements assessed when inspecting such item.

### E.3.4 – C04 - Wheels, tyres and brakes

General condition of wheel assembly, damage and wear of tyres and disk brakes, condition and wear of landing gear snubbers are the main elements assessed when inspecting such item.

In the period from 2013 to 2017, C01 and C07 remained the inspection item with the highest ratio number of findings per inspection of the “C” part, as they were in 2011 - 2012. C02 was also in the “C” top four, even though with a different ranking along the years considered. C04 replaced C10 within the timeframe of this report.

## Appendix E.4/5 – Inspection items concerning cargo and general



*Ratio number of findings per inspections: cabin safety and general items*

### E.4.1 – D03 - Cargo stowage

Materials not properly secured in the cargo holds, heavy items not properly restrained, barrier nets not installed or in poor condition, cargo containers and pallets in poor condition or cargo exceeding the loading limits (floor or height limits) were the main source of findings when inspecting such item. Depending on severity of the findings corrective actions imposed by inspectors included: relocation or reloading of cargo, off-loading of unserviceable cargo pallets.

### E.4.2 – D01 - General condition of cargo compartment

General condition of the cargo compartment, such as damage to panels, deficiencies in the locking system, improper repair of panels, missing separation nets, damaged or inoperative lamps were the main sources of findings when inspecting such item.

### E.4.3 – D02 - Dangerous goods

“Dangerous Goods” are materials needing special care and segregation because they are flammable, toxic, poisonous, etc. When properly packed, stored, labelled, protected etc., dangerous goods may be transported. Findings that have been recorded included improper storage and labelling, unavailability of the required documents and manuals (Emergency Response Guide), missing authorisation for the transportation of dangerous goods and no proper notification to the captain (NOTOC). In those cases when major (cat. 3) findings have been identified the aircraft was allowed to depart only after corrective actions have been carried out (e.g.: offloading of dangerous goods, re-packaging and/or re-labelling).

### E.4.4 – E01 - General

This item is mentioned just for information as far as it does not relate to any specific non-compliance but to a general remark situation only.

In the period from 2013 to 2017, D03 was the inspection item with the highest ratio number of findings per inspection of the “D” part. However, in 2017 there was reverse tendency evidenced by a significant decrease in the number of findings on this item in versus an increase on D02.